

2006

NATIONAL WINTER CANOLA VARIETY TRIAL



Report of Progress 973

Kansas State University Agricultural Experiment Station and Cooperative Extension Service

CONTENTS

2006 NATIONAL WINTER CANOLA VARIETY TRIAL	
Objectives	1
Procedures.....	1
Growing Conditions.....	1
Results.....	1
Acknowledgments.....	1
RESULTS FROM THE 2006 NATIONAL WINTER CANOLA VARIETY TRIALS	
Meridianville, AL, Table 1	2
Marianna, AR, Table 2.....	3
Griffin, GA, Table 3.....	4
Starkville, MS, Table 4.....	5
Raleigh, NC, Table 5	6
Orange, VA, Table 6.....	7
Petersburg, VA, Table 7.....	8
Southeast Winter Canola Summary, 1996-2006, Figure 1	9
Belleville, IL, Table 8	11
Carbondale, IL, Table 9	12
Columbia City, IN, Table 10.....	13
Russellville, KY, Table 11.....	14
East Lansing, MI, Table 12.....	15
Custar, OH, Table 13	16
Fremont, OH, Table 14	17
State College, PA, Table 15.....	18
Midwest Winter Canola Summary, 1996-2006, Figure 2	19
Fruita, CO, Table 16	21
Rocky Ford, CO, Table 17.....	22
Colby, KS, Table 18.....	23
Hutchinson, KS, Table 19.....	24
Columbia, MO, Table 20	25
Lincoln, NE, Table 21.....	26
Chickasha, OK, Table 22.....	27
Enid, OK, Table 23	28
Lahoma, OK, Table 24.....	29
Perkins, OK, Table 25.....	30
Tipton, OK, Table 26.....	31
Chillicothe, TX, Table 27	32
Lingle, WY, Table 28	33
Great Plains Winter Canola Summary, 1996-2006, Figure 3	34
Sources of Seed for Entries in the NWCVT, Table 29.....	36

Contribution No. 07-187-S from the Kansas Agricultural Experiment Station.

2006 National Winter Canola Variety Trial

Objectives

The objectives of this trial are to evaluate winter canola germplasm over a wide range of environments, to determine where released varieties and experimental lines are best adapted, and to increase the visibility of winter canola across the nation. In recent years, this trial has increased in the number of environments and is planted at locations in the Great Plains, Midwest, Southeast, and the Pacific Northwest. The wide diversity in environments has improved our knowledge and understanding of winter canola germplasm.

Procedures

The variety trial was distributed to 47 locations in 22 states during the 2005-06 growing season. The trial included 7 hybrids, 11 released varieties, and 18 experimental lines from eight different breeding programs.

Management guidelines were supplied to each cooperator, but previous experience in the different regions was used for final management decisions. All trials were planted in small research plots (approximately 100 square feet) and replicated three times. Results for yield and winter survival at most locations include two-year and three-year summaries. Entries are listed in order from highest to lowest yields.

2005-06 Growing Conditions

Temperature and precipitation data are plotted at the top of the site-description page for each location. On the temperature graphs, the thick black lines represent the long-term average high and low temperatures (°F) for the location. The upper thin line represents the actual daily high temperatures and the lower thin line represents the actual daily low temperatures. On the precipitation graph, the line labeled “normal” represents the long-term average precipitation, and the line labeled “05-

06” represents the actual precipitation. Yields at many locations in 2005-06 were affected by drought conditions, especially on the Great Plains. Severe drought conditions followed by late spring rainfall resulted in regrowth, further reducing yields. Percentage of regrowth is provided where it occurred. Winter conditions were mild in some locations and colder in others, resulting in differential winter-kill.

Results

Of the trials distributed in 2005-06, 12 locations were lost because of poor stand establishment or winter-kill. Twenty-eight locations in 19 states were harvested. Overall yields were slightly less than in 2005, and significantly below average in the Great Plains. Eleven of the 28 locations included at least one line with yields greater than 3,000 lb/a. Fifteen of the 28 locations included at least one line with yields greater than 2,000 lbs/a. ARC97019, DSV05013, DSV05100, KS3074, KS3254, and KS9135 are among the top 10 yielding entries common to the Great Plains and Midwest.

Winter hardiness continues to be an important trait to consider when selecting a winter canola cultivar. Winter hardiness has been improved over the past several years, but variability still exists for this trait in available cultivars. Several lines had high average survival where differential winter-kill occurred, including KS9124, ‘Plainsman’, KS3074, and KS2064.

Acknowledgments

This work was funded in part by the National Canola Research Program, United States Department of Agriculture, Cooperative States Research Program; the Oklahoma Agricultural Experiment Station; and the Kansas Agricultural Experiment Station. Assistant Scientist Cindy La Barge and student workers John Bergin, Doug Miller, and Amy Walton assisted with the planting, care, harvest, and data preparation for these tests.

Meridianville, Alabama

Ernst Ceibert, Alabama A&M University

Planted on 10/5/2005 at 6 lbs/a in 7-in. rows

Harvested: 6/9/2006

Pesticides: Treflan 2 oz/a

Insecticides: None

Irrigation: None

Fertility: 6.5-6.5-6.5 lbs. N-P-K fertilizer in the fall

100-0-0 lbs. N-P-K fertilizer in the spring

Previous crop: Fallow

Soil type: Decatur silty clay loam

Elevation: 624 ft

Latitude: 34°35N

Comments:

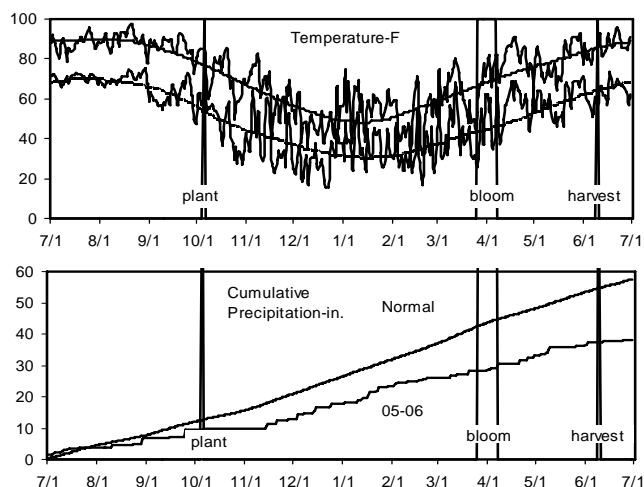


Table 1. Results from the 2006 National Winter Canola Variety Trial at Meridianville, Alabama.

Line	Yield			Winter Survival			Fall Stand	50% Bloom	Maturity	Plant Height	Lodging	Shattering	Test Weight	Total Oil
	2006	*2yr	3yr	2006	2yr	3yr								
	lb/ac			%			%	date	date	in.	%	%	lb/bu	%
Virginia	2300	1727	2226	100	100	100	77	3/28 e	6/27	37 s	8.3	0.0	58.3	38.9
DSV 05102	2260	--	--	100	--	--	79	3/31 e	6/28	43 t	0.0	0.0	59.3	39.7
Wichita	2079	1742	2082	100	100	100	73	3/28 e	6/30	41 t	5.0	5.0	59.5	40.6
Abilene	2023	1725	1945	100	100	100	68	4/1 el	6/28	39 s	0.0	0.0	61.5	39.0
DSV 05104	1934	--	--	100	--	--	73	3/30 e	6/26	46 t	0.0	4.0	60.0	39.3
Jetton	1924	1643	2129	100	100	100	56	4/2 l	7/1	34 s	0.0	3.3	59.3	39.4
KS3254	1874	--	--	100	--	--	63	3/31 e	6/29	41 t	1.7	0.0	60.2	39.5
Casino	1861	--	--	100	--	--	85	3/30 e	6/30	43 t	0.0	5.7	58.8	40.3
KS3074	1846	--	--	100	--	--	70	4/1 el	7/1	44 t	0.0	0.0	60.2	39.6
TCI Exp 983	1766	--	--	100	--	--	91	3/28 e	6/27	41 t	0.0	0.0	60.2	39.8
KS3068	1751	--	--	100	--	--	70	4/6 l	6/28	40 s	0.0	0.0	59.3	39.7
DSV 05103	1747	--	--	100	--	--	71	3/30 e	6/29	41 t	3.3	0.0	59.5	40.8
Kronos	1727	--	--	100	--	--	68	3/30 e	6/30	43 t	0.0	0.0	58.2	39.4
DSV 05100	1727	--	--	100	--	--	60	3/29 e	6/27	41 t	3.7	3.3	59.0	40.4
ARC98015	1714	--	--	100	--	--	92	3/31 e	6/27	47 t	5.0	5.3	60.3	40.0
Sumner	1685	1201	--	100	100	--	68	3/27 e	6/29	39 s	5.0	5.0	60.2	39.4
DSV 05101	1672	--	--	100	--	--	83	3/28 e	7/1	40 s	0.0	0.0	60.5	41.3
Baldur	1670	1524	--	100	100	--	66	3/30 e	6/28	40 s	0.0	0.0	60.5	41.2
KS3018	1622	1310	--	98	99	--	61	3/29 e	7/1	41 t	5.0	5.0	61.0	40.1
KS2064	1590	1241	--	98	99	--	73	3/30 e	6/29	41 t	5.0	5.0	60.7	40.7
KS9135	1528	1465	1946	100	100	100	60	3/30 e	7/2	42 t	0.0	0.0	60.5	41.2
KS2185	1458	1066	--	100	100	--	56	3/29 e	6/29	36 s	0.0	5.0	60.2	40.1
ARC98007	1394	--	--	100	--	--	66	4/3 l	6/28	44 t	0.0	0.0	59.5	41.4
ARC97018	1372	--	--	100	--	--	70	3/29 e	6/30	41 t	0.0	0.0	60.0	40.8
Plainsman	1275	1142	1599	100	100	100	66	4/5 l	6/27	43 t	0.0	1.0	61.3	43.3
KS3350	1240	--	--	100	--	--	68	3/31 e	6/26	37 s	0.0	0.0	59.5	40.6
KS3067	1231	--	--	100	--	--	68	4/6 l	6/28	38 s	0.0	0.0	59.8	40.2
Rasmus	1211	1097	--	100	100	--	56	3/28 e	7/2	36 s	0.0	1.7	57.2	40.7
ARC2180-1	1111	1315	--	100	100	--	76	3/30 e	6/11	37 s	0.0	0.0	59.5	39.1
VSX-2	1098	1494	1984	100	100	100	50	4/2 l	6/29	35 s	0.0	0.0	59.5	41.3
ARC97019	933	--	--	100	--	--	63	4/5 l	7/3	37 s	1.7	0.0	58.8	39.3
KS7436	875	1030	1442	100	100	100	48	3/29 e	6/30	39 s	0.0	0.0	60.3	39.8
Ceres	741	967	1311	100	99	99	25	3/29 e	6/28	39 s	3.3	0.0	59.6	40.9
KS9124	643	899	1483	100	100	100	36	4/5 l	7/4	35 s	0.0	0.0	60.1	39.5
Mean	1559	1369	1771	99.9	100	100	67	3/31	6/29	40	1.2	1.5	59.7	40.2
CV (%)	42	--	--	0.7	--	--	29	3	0.02	10	86.3	72.9	1.7	1.0
LSD (0.05)	NS	--	--	NS	--	--	32	5	NS	6	1.9	1.7	2.1	0.9

Bold - Superior LSD group - Differences among values in bold are not statistically significant at the 0.05 level. e - not statistically different from earliest, l - not different from latest; s - not different from shortest, t - not different from tallest. *2yr means include data from 2005 and 2006, 3yr means include data from 2004, 2005, and 2006.

Marianna, Arkansas

Robert Bacon & Jim Kelly, University of Arkansas

Planted on 10/5/2005 at 7 lbs/a in 7-in. rows
 Harvested: 6/12/2006
 Pesticides: Treflan 4 oz/a
 Insecticides: None
 Irrigation: None
 Fertility: 120-0-0-24 lbs. N-P-K-S fertilizer in the spring
 Previous crop: Fallow
 Soil type: Loving silt loam
 Elevation: 234 ft
 Latitude: 34°45N
 Comments:

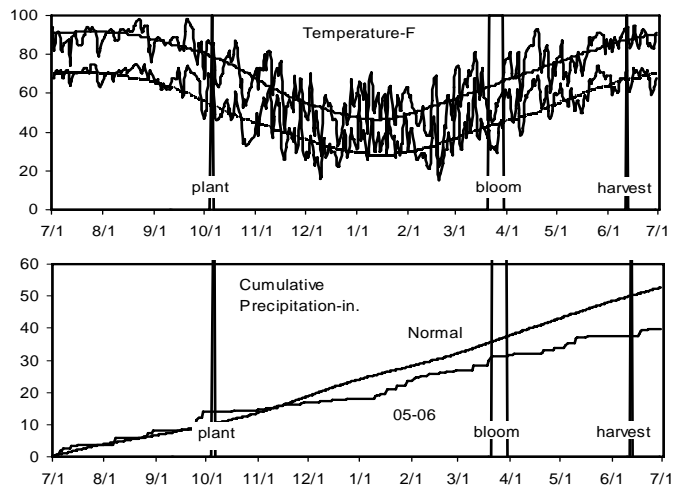


Table 2. Results from the 2006 National Winter Canola Variety Trial at Marianna, Arkansas.

Line	Yield		Winter Survival			Fall Stand	50% Bloom date	Maturity date	Plant Height in.	Lodging %	Shattering %	Test Weight lb/bu	Total Oil %
	2006	*2yr	3yr	2006	2yr								
	lb/ac			%		%							
DSV 05102	3378	--	--	--	--	--	3/25	5/18	--	--	--	48.4	36.4
DSV 05104	2930	--	--	--	--	--	3/25	5/20	--	--	--	47.1	37.9
DSV 05101	2808	--	--	--	--	--	3/29	5/21	--	--	--	46.0	35.6
KS9135	2770	--	3290	--	--	--	3/24	5/20	--	--	--	46.9	37.4
Baldur	2754	--	--	--	--	--	3/24	5/18	--	--	--	50.0	37.3
DSV 05103	2750	--	--	--	--	--	3/26	5/20	--	--	--	47.9	36.4
DSV 05100	2723	--	--	--	--	--	3/28	5/20	--	--	--	47.0	38.1
Plainsman	2649	--	3016	--	--	--	3/24	5/19	--	--	--	47.0	36.7
Kronos	2636	--	3258	--	--	--	3/24	5/19	--	--	--	50.8	36.6
Ceres	2590	--	3271	--	--	--	3/23	5/19	--	--	--	50.1	36.8
KS3067	2581	--	--	--	--	--	3/26	5/19	--	--	--	46.0	37.7
KS3254	2438	--	--	--	--	--	3/29	5/21	--	--	--	45.9	37.2
ARC97019	2412	--	--	--	--	--	3/27	5/21	--	--	--	46.8	35.9
Casino	2398	--	2831	--	--	--	3/24	5/18	--	--	--	49.0	36.4
KS3074	2348	--	--	--	--	--	3/25	5/20	--	--	--	44.3	36.5
KS7436	2330	--	3106	--	--	--	3/27	5/19	--	--	--	46.1	36.5
ARC97018	2308	--	--	--	--	--	3/22	5/19	--	--	--	46.2	35.7
KS3068	2249	--	--	--	--	--	3/24	5/20	--	--	--	45.0	37.4
KS2064	2235	--	--	--	--	--	3/23	5/21	--	--	--	46.7	35.3
Rasmus	2192	--	3398	--	--	--	3/21	5/19	--	--	--	47.4	35.3
Wichita	2159	--	2962	--	--	--	3/27	5/20	--	--	--	45.7	36.3
ARC98007	2111	--	--	--	--	--	3/26	5/18	--	--	--	43.9	35.6
Virginia	2032	--	3207	--	--	--	3/21	5/19	--	--	--	44.5	35.5
VSX-2	2003	--	3259	--	--	--	3/24	5/20	--	--	--	46.5	34.6
TCI Exp 983	1926	--	--	--	--	--	3/24	5/19	--	--	--	47.8	38.5
Sumner	1888	--	--	--	--	--	3/23	5/20	--	--	--	45.2	36.2
KS2185	1839	--	--	--	--	--	3/25	5/18	--	--	--	44.8	33.3
ARC2180-1	1805	--	--	--	--	--	3/23	5/19	--	--	--	43.3	35.2
KS9124	1796	--	2441	--	--	--	3/23	5/19	--	--	--	44.4	35.8
Jetton	1791	--	3190	--	--	--	3/27	5/19	--	--	--	46.3	35.2
KS3350	1749	--	--	--	--	--	3/23	5/19	--	--	--	44.6	35.6
Abilene	1704	--	2263	--	--	--	3/21	5/19	--	--	--	48.5	35.7
ARC98015	1680	--	--	--	--	--	3/23	5/21	--	--	--	44.1	35.7
KS3018	1480	--	--	--	--	--	3/21	5/18	--	--	--	45.3	35.7
Mean	2278	--	2966	--	--	--	3/24	5/19	--	--	--	46.4	36.2
CV (%)	18.7	--	--	--	--	--	4	1	--	--	--	3.6	3.9
LSD (0.05)	697	--	--	--	--	--	NS	NS	--	--	--	2.8	1.4

Bold - Superior LSD group - Differences among values in bold are not statistically significant at the 0.05 level. e - not statistically different from earliest, l - not different from latest; s - not different from shortest, t - not different from tallest. *2yr means include data from 2005 and 2006, 3yr means include data from 2004, 2005, and 2006.

Griffin, Georgia

Paul Rose, University of Georgia

Planted on 9/5/2005 at 5 lbs/a in 7-in. rows

Harvested: 6/9/2006

Pesticides: Treflan

Insecticides: Pounce

Irrigation: 1 inch at planting

Fertility: 49-98-104 lbs. fertilizer N-P-K in the fall
120-0-0 lbs. fertilizer N-P-K in the spring

Previous crop: Soybean

Soil type: Pacolet sandy clay loam

Elevation: 234 ft

Latitude: 34°45N

Comments:

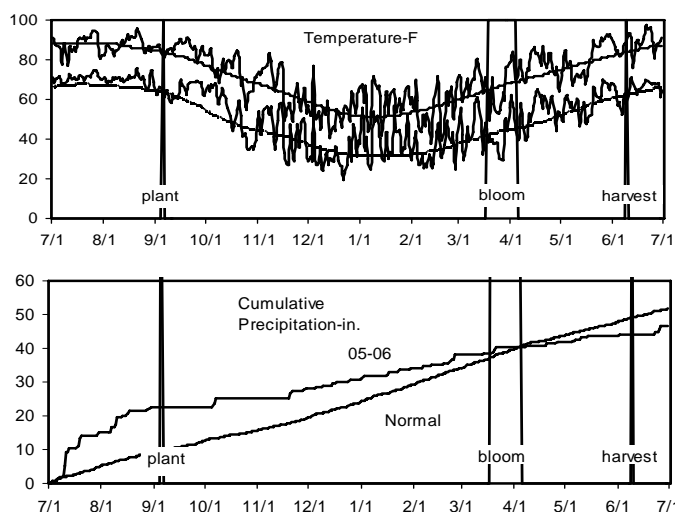


Table 3. Results from the 2006 National Winter Canola Variety Trial at Griffin, Georgia.

Line	Yield			Winter Survival			Fall Stand	50% Bloom date	Matur-ity date	Plant Height in.	Lodg-ing %	Shatter-ing %	Test Weight lb/bu	Total Oil %
	2006	*2yr	3yr	2006	2yr	3yr								
	lb/ac			%			%	date	date	in.	%	%	lb/bu	%
DSV 05103	2181	--	--	--	--	--	--	3/31	--	51	--	4.0	--	42.5
DSV 05101	1915	--	--	--	--	--	--	3/30	--	51	--	3.3	--	41.5
DSV 05100	1727	--	--	--	--	--	--	3/30	--	51	--	4.0	--	42.5
Virginia	1639	2278	2115	--	100	100	--	3/28	--	47	--	0.7	--	39.0
Wichita	1595	2329	2143	--	100	100	--	4/2 l	--	49	--	3.3	--	41.1
TCI Exp 983	1586	--	--	--	--	--	--	3/31	--	53	--	1.7	--	43.7
ARC97018	1560	--	--	--	--	--	--	4/2 l	--	53	--	5.0	--	--
KS3067	1545	--	--	--	--	--	--	4/2 l	--	49	--	1.0	--	42.3
DSV 05104	1467	--	--	--	--	--	--	3/29	--	51	--	4.7	--	41.3
Baldur	1462	--	--	--	--	--	--	3/29	--	51	--	7.0	--	42.2
Casino	1461	--	1431	--	--	100	--	4/3	--	53	--	3.3	--	43.1
Jetton	1460	2155	2006	--	100	100	--	3/30	--	46	--	3.3	--	40.5
DSV 05102	1447	--	--	--	--	--	--	3/31	--	54	--	5.7	--	41.5
Rasmus	1404	1833	1741	--	100	100	--	3/29	--	49	--	5.0	--	42.1
Kronos	1362	1860	--	--	100	--	--	4/1 l	--	53	--	3.3	--	41.7
KS9124	1345	1608	1490	--	100	100	--	4/1 l	--	47	--	5.0	--	41.6
Abilene	1290	1651	1550	--	100	100	--	3/30	--	52	--	5.0	--	41.0
KS9135	1268	1696	1487	--	100	100	--	4/1 l	--	50	--	8.3	--	43.1
VSX-2	1252	2026	1963	--	100	100	--	3/28	--	49	--	1.7	--	40.7
KS3074	1244	--	--	--	--	--	--	4/1 l	--	51	--	3.0	--	41.0
ARC97019	1232	--	--	--	--	--	--	3/30	--	52	--	6.7	--	41.8
ARC98015	1230	--	--	--	--	--	--	3/30	--	56	--	3.7	--	42.4
ARC2180-1	1223	1830	--	--	100	--	--	3/24	--	51	--	8.3	--	41.7
KS3254	1220	--	--	--	--	--	--	4/2 l	--	53	--	6.7	--	41.2
KS3068	1173	--	--	--	--	--	--	4/2 l	--	47	--	3.3	--	40.8
KS2185	1160	1895	1895	--	100	100	--	3/18 e	--	44	--	3.3	--	41.1
KS3350	1150	--	--	--	--	--	--	4/3 l	--	51	--	7.0	--	41.7
ARC98007	1134	--	--	--	--	--	--	4/3 l	--	52	--	5.0	--	41.4
Plainsman	1092	1292	1052	--	100	100	--	4/4 l	--	52	--	4.0	--	39.4
Sumner	1070	1833	--	--	100	--	--	3/28	--	44	--	5.0	--	40.8
KS2064	981	1584	--	--	100	--	--	3/30	--	53	--	7.3	--	41.4
KS7436	914	1624	1530	--	100	100	--	3/30	--	47	--	7.3	--	41.5
KS3018	906	--	--	--	--	--	--	3/31	--	46	--	3.3	--	39.2
Ceres	776	1284	1365	--	100	100	--	3/31	--	46	--	2.3	--	40.3
Mean	1337	1845	1747	--	100	100	--	3/30	--	50	--	4.5	--	41.4
CV (%)	132	--	--	--	--	--	--	2	--	2	--	2.2	--	0.7
LSD (0.10)	310	--	--	--	--	--	--	4	--	NS	--	NS	--	1.7

Bold - Superior LSD group - Differences among values in bold are not statistically significant at the 0.05 level. e - not statistically different from earliest, l - not different from latest; s - not different from shortest, t - not different from tallest. *2yr means include data from 2005 and 2006, 3yr means include data from 2004, 2005, and 2006.

Starkville, Mississippi

Brian Baldwin, Mississippi State University

Planted on 9/14/2005 at 5.1 lbs/a in 7-in. rows

Harvested: 5/19/2006

Pesticides: Treflan 1pt/a

Insecticides: None

Fertility: 21-0-0-20 lbs. fertilizer N-P-K-S in the fall

0-0-0-65 lbs. fertilizer N-P-K-S in the spring to reduce soil pH and and free up available P

Previous crop: Sweet corn & watermelon

Soil type: Sumter silty clay loam

Elevation: 344 ft

Latitude: 33°44N

Comments:

Highly calcareous soils (pH = 8.1) reduced yields.

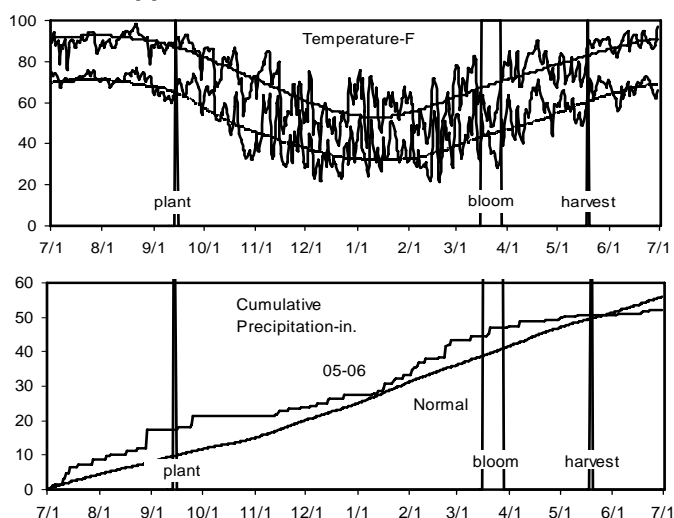


Table 4. Results from the 2006 National Winter Canola Variety Trial at Starkville, Mississippi.

Line	Yield			Winter Survival			Fall Stand	50% Bloom date	Maturity date	Plant Height in.	Lodging %	Shattering %	Moisture %	Total Oil %
	2006	2yr	3yr	2006	2yr	3yr								
	lb/ac			%			%	date	date	in.	%	%	%	%
DSV 05102	517	--	--	75	--	--	--	3/23 l	136	36 t	--	--	11.2	39.0
ARC97018	505	--	--	80	--	--	--	3/20 le	135	36 t	--	--	11.5	37.2
Jetton	485	--	--	92	--	--	--	3/18 e	133	30 s	--	--	9.5	36.9
KS3068	469	--	--	80	--	--	--	3/23 l	135	35 t	--	--	11.1	37.5
Sumner	467	--	--	80	--	--	--	3/15 e	135	32	--	--	10.4	37.8
Wichita	450	--	--	70	--	--	--	3/20 le	135	34	--	--	10.6	38.4
KS7436	444	--	--	67	--	--	--	3/15 e	136	35 t	--	--	12.5	37.9
VSX-2	412	--	--	80	--	--	--	3/20 le	134	29 s	--	--	9.9	38.4
Virginia	402	--	--	73	--	--	--	3/21 le	133	28 s	--	--	10.5	37.6
TCI Exp 983	398	--	--	70	--	--	--	3/15 e	132	35 t	--	--	8.4	38.6
DSV 05100	389	--	--	90	--	--	--	3/20 le	133	39 t	--	--	10.6	37.6
ARC98007	383	--	--	90	--	--	--	3/21 le	135	40 t	--	--	11.1	37.5
Rasmus	382	--	--	78	--	--	--	3/15 e	135	34 t	--	--	10.6	37.4
KS3018	378	--	--	85	--	--	--	3/20 le	133	32	--	--	10.3	37.2
KS9135	337	--	--	78	--	--	--	3/23 l	135	34 t	--	--	11.9	36.4
KS3350	334	--	--	90	--	--	--	3/21 le	135	35 t	--	--	11.1	36.6
DSV 05103	318	--	--	72	--	--	--	3/24 l	138	36 t	--	--	12.5	33.6
Kronos	317	--	--	70	--	--	--	3/25 l	135	32	--	--	12.0	37.0
KS2185	314	--	--	73	--	--	--	3/18 e	133	26 s	--	--	9.9	39.1
ARC98015	311	--	--	92	--	--	--	3/23 l	138	40 t	--	--	13.2	37.5
DSV 05104	309	--	--	75	--	--	--	3/23 l	136	38 t	--	--	11.5	35.2
DSV 05101	285	--	--	63	--	--	--	3/23 l	136	34 t	--	--	11.7	38.7
KS3254	262	--	--	83	--	--	--	3/24 l	138	34 t	--	--	13.9	38.0
KS2064	250	--	--	73	--	--	--	3/25 l	138	33 t	--	--	11.9	38.1
Baldur	245	--	--	60	--	--	--	3/20 le	138	36 t	--	--	10.9	39.0
ARC2180-1	237	--	--	83	--	--	--	3/25 l	137	32	--	--	12.1	37.2
KS9124	213	--	--	73	--	--	--	3/25 l	133	35 t	--	--	9.9	36.0
KS3074	208	--	--	80	--	--	--	3/26 l	133	31 s	--	--	10.7	39.2
Plainsman	193	--	--	67	--	--	--	3/26 l	135	33 t	--	--	11.6	36.5
Abilene	179	--	--	60	--	--	--	3/23 l	133	35 t	--	--	10.5	36.9
KS3067	171	--	--	72	--	--	--	3/25 l	137	35 t	--	--	11.7	38.2
Ceres	171	--	--	57	--	--	--	3/18 e	138	39 t	--	--	13.6	34.6
ARC97019	145	--	--	78	--	--	--	3/26 l	136	35 t	--	--	11.8	38.2
Casino	123	--	--	70	--	--	--	3/26 l	136	36 t	--	--	12.2	37.7
Mean	324	--	--	76	--	--	--	3/22	135	34	--	--	11.3	37.4
CV (%)	51	--	--	16	--	--	--	5	2	12	--	--	13.3	5.5
LSD (0.05)	NS	--	--	20	--	--	--	6	NS	7	--	--	2.5	NS

Bold - Superior LSD group - Differences among values in bold are not statistically significant at the 0.05 level. e - not statistically different from earliest, l - not different from latest; s - not different from shortest, t - not different from tallest.

Raleigh, North Carolina

Kim Tungate & Amber Moore, North Carolina State University

Planted on 10/17/05 at 16.6 lbs/a in 4-in. rows

Harvested: 7/1/2006

Pesticides: Trifluralin

Irrigation: None

Fertility: 50-0-20 lbs. fertilizer N-P-K in the fall

90-0-0-25 lbs. fertilizer N-P-K-S in the spring

Previous crop: Fallow

Soil type: Appling

Elevation: 331 ft

Latitude: 35°39N

Comments:

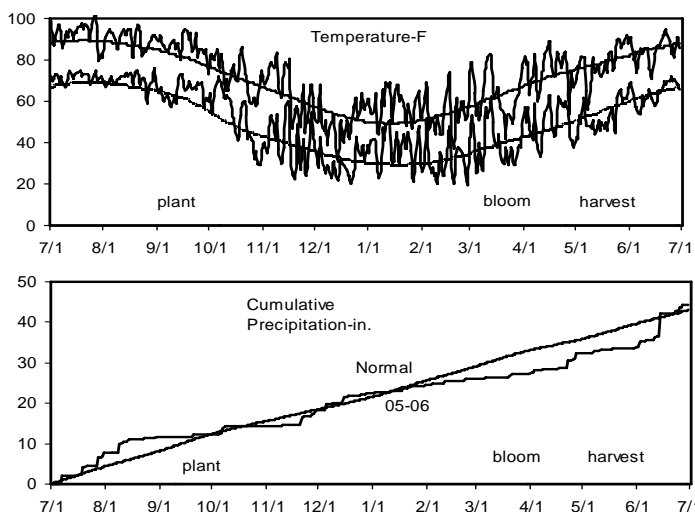


Table 5. Results from the 2006 National Winter Canola Variety Trial at Raleigh, North Carolina

Line	Yield			Winter Survival			Fall Stand	50% Bloom date	*Maturity %	Plant Height in.	Lodging %	Shattering %	Test Weight lb/bu	Total Oil %
	2006	2yr	3yr	2006	2yr	3yr								
	lb/ac			%			%							
VSX-2	--	--	--	80	--	--	--	--	75	33	--	--	--	38.9
DSV 05101	--	--	--	75	--	--	--	--	58	36	--	--	--	39.4
ARC98015	--	--	--	75	--	--	--	--	50	33	--	--	--	37.6
ARC97019	--	--	--	75	--	--	--	--	75	33	--	--	--	37.4
KS2185	--	--	--	73	--	--	--	--	70	35	--	--	--	39.8
KS3350	--	--	--	73	--	--	--	--	53	31	--	--	--	38.4
DSV 05100	--	--	--	72	--	--	--	--	52	31	--	--	--	36.7
KS9124	--	--	--	72	--	--	--	--	53	33	--	--	--	40.1
Baldur	--	--	--	72	--	--	--	--	78	36	--	--	--	38.3
Ceres	--	--	--	72	--	--	--	--	57	35	--	--	--	38.6
Rasmus	--	--	--	72	--	--	--	--	57	35	--	--	--	40.9
KS3068	--	--	--	70	--	--	--	--	73	31	--	--	--	36.3
KS3074	--	--	--	70	--	--	--	--	50	33	--	--	--	38.9
Casino	--	--	--	70	--	--	--	--	67	31	--	--	--	38.0
KS3254	--	--	--	69	--	--	--	--	72	31	--	--	--	37.2
DSV 05103	--	--	--	68	--	--	--	--	78	30	--	--	--	37.8
Abilene	--	--	--	68	--	--	--	--	60	33	--	--	--	37.8
ARC2180-1	--	--	--	68	--	--	--	--	73	33	--	--	--	39.8
ARC97018	--	--	--	68	--	--	--	--	75	32	--	--	--	38.4
DSV 05102	--	--	--	67	--	--	--	--	52	33	--	--	--	40.3
DSV 05104	--	--	--	67	--	--	--	--	50	33	--	--	--	40.2
KS9135	--	--	--	67	--	--	--	--	73	31	--	--	--	38.2
Wichita	--	--	--	67	--	--	--	--	65	33	--	--	--	40.8
Jetton	--	--	--	67	--	--	--	--	52	31	--	--	--	37.8
KS3018	--	--	--	65	--	--	--	--	52	32	--	--	--	36.8
KS7436	--	--	--	63	--	--	--	--	50	33	--	--	--	39.4
KS2064	--	--	--	62	--	--	--	--	55	33	--	--	--	40.0
Kronos	--	--	--	62	--	--	--	--	78	34	--	--	--	37.6
ARC98007	--	--	--	60	--	--	--	--	60	30	--	--	--	35.2
Virginia	--	--	--	58	--	--	--	--	55	33	--	--	--	39.7
TCI Exp 983	--	--	--	57	--	--	--	--	72	33	--	--	--	38.6
Sumner	--	--	--	48	--	--	--	--	73	32	--	--	--	39.0
Plainsman	--	--	--	47	--	--	--	--	52	34	--	--	--	37.6
KS3067	--	--	--	42	--	--	--	--	75	33	--	--	--	--
Mean	--	--	--	66	--	--	--	--	63	33	--	--	--	38.6
CV (%)	--	--	--	25	--	--	--	--	33	10	--	--	--	4.9
LSD (0.05)	--	--	--	NS	--	--	--	--	NS	NS	--	--	--	NS

Bold - Superior LSD group - Differences among values in bold are not statistically significant at the 0.05 level. e - not statistically different from earliest, l - not different from latest; s - not different from shortest, t - not different from tallest. *Maturity was rated as the percent of the plot fully mature.

Orange, Virginia

David Starner, Virginia Tech University

Planted on 9/26/2005 at 5 lbs/a in 7-in. rows
 Harvested: 6/16/2006
 Pesticides: Treflan 2 pt/a
 Insecticides: Capture 2 EC 2.5 oz/a
 Fertility: 29-83-0 lbs. fertilizer N-P-K in the fall
 60-0-0 lbs. fertilizer N-P-K in the spring
 Irrigation: None
 Previous crop: Tall Fescue
 Soil type: Davidson clay loam
 Elevation: 515 ft
 Latitude: 38°13N
 Comments:

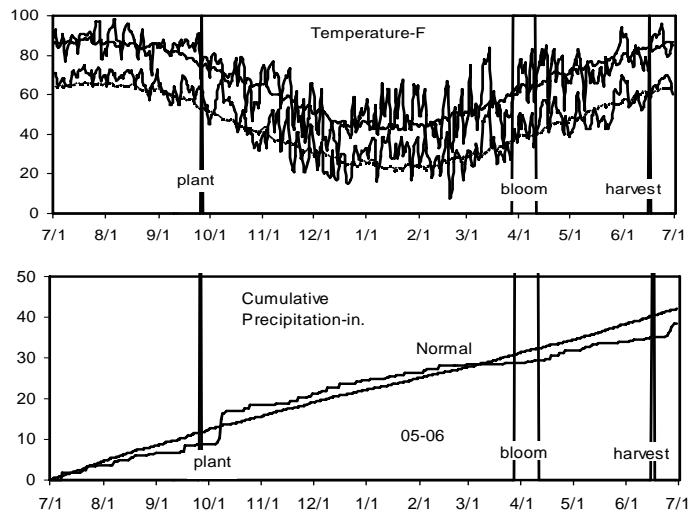


Table 6. Results from the 2006 National Winter Canola Variety Trial at Orange, Virginia.

Line	Yield			Winter Survival			Fall Stand	50% Bloom date	Maturity date	Plant Height in.	Lodging %	Shattering %	Test Weight lb/bu	Total Oil %
	2006	*2yr	3yr	2006	2yr	3yr								
	lb/ac			%			0-10							
KS3254	3392	--	--	100	--	--	4.7	4/12	6/14	57 t	--	--	50.9	39.6
Kronos	3321	3933	3669	92	89	82	4.0	4/10	6/13 el	57 t	--	--	50.7	40.0
ARC97019	3320	--	--	97	--	--	5.0	4/9	6/14	57 t	--	--	50.4	39.8
DSV 05100	3290	--	--	97	--	--	4.7	4/9	6/14	56 t	--	--	50.6	42.6
ARC97018	3274	--	--	95	--	--	6.3	4/8 e	6/14	53 t	--	--	50.7	40.6
Wichita	3262	3878	3592	93	90	83	6.3	4/8 e	6/12 el	52	--	--	51.1	39.7
DSV 05103	3228	--	--	98	--	--	4.7	4/10	6/14	58 t	--	--	50.9	40.7
KS3074	3203	--	--	98	--	--	4.3	4/10	6/11 el	52	--	--	51.0	41.1
ARC98007	3152	--	--	97	--	--	5.7	4/9	6/14	54 t	--	--	50.6	41.6
KS3350	3129	--	--	95	--	--	5.3	4/10	6/13 el	54 t	--	--	50.5	39.9
KS3067	3055	--	--	92	--	--	7.3	4/10	6/13 el	50 s	--	--	50.8	41.7
KS3068	3054	--	--	97	--	--	5.7	4/10	6/12 el	52	--	--	51.0	41.0
Virginia	3039	2841	2742	97	81	73	3.3	4/8 e	6/13 el	49 s	--	--	50.0	40.7
KS9135	3023	3314	3145	98	93	84	4.3	4/11	6/14	56 t	--	--	50.5	40.7
TCI Exp 983	2991	--	--	95	--	--	5.0	4/8 e	6/14	51 s	--	--	50.8	44.3
Sumner	2983	3408	--	92	87	--	3.7	4/7 e	6/12 el	49 s	--	--	51.2	40.7
DSV 05102	2941	--	--	97	--	--	4.0	4/9	6/13 el	57 t	--	--	51.5	41.2
ARC98015	2925	--	--	95	--	--	6.0	4/10	6/13 el	55 t	--	--	50.7	41.1
Baldur	2925	3859	--	87	88	--	5.0	4/9	6/14	53 t	--	--	50.7	42.2
DSV 05101	2915	--	--	100	--	--	4.7	4/7 e	6/14	54 t	--	--	50.7	41.2
Jetton	2912	3461	3346	95	90	84	5.0	4/9	6/13 el	49 s	--	--	50.2	40.0
KS3018	2897	3191	--	92	85	--	4.7	4/9	6/13 el	52	--	--	51.1	39.8
Abilene	2823	3315	3128	100	92	78	2.7	4/10	6/14	56 t	--	--	50.3	39.3
ARC2180-1	2818	3166	--	95	91	--	6.0	4/7 e	6/13 el	50 s	--	--	49.9	40.7
V SX-2	2756	3289	3005	93	89	74	3.3	4/8 e	6/13 el	46 s	--	--	49.3	40.5
KS2185	2689	3249	--	95	89	--	6.0	4/6 e	6/12 el	46 s	--	--	51.0	40.5
Casino	2661	--	2395	95	--	69	4.7	4/11	6/14	54 t	--	--	50.2	40.6
KS9124	2599	2944	2910	97	89	80	4.3	4/11	6/14	52	--	--	50.8	40.3
Rasmus	2570	2766	2734	95	89	77	3.3	4/8 e	6/14	50 s	--	--	49.8	40.8
KS2064	2562	2997	--	90	89	--	6.0	4/9	6/12 el	51 s	--	--	50.5	41.6
DSV 05104	2464	--	--	93	--	--	4.0	4/10	6/14	57 t	--	--	50.8	42.5
Plainsman	2422	2051	2137	98	87	75	3.0	4/13	6/13 el	58 t	--	--	50.6	40.0
KS7436	2419	2941	2914	98	90	83	3.7	4/9	6/15	51 s	--	--	50.8	40.2
Ceres	2155	2340	2293	92	82	72	1.3	4/11	6/14	55 t	--	--	51.1	39.8
Mean	2917	3213	2916	95	89	77	4.6	4/9	6/13	53	--	--	50.6	40.8
CV (%)	11	--	--	6	--	--	29	1.0	0.6	6	--	--	0.7	1.6
LSD (0.05)	524	--	--	NS	--	--	1.8	2	2	5	--	--	0.6	1.6

Bold - Superior LSD group - Differences among values in bold are not statistically significant at the 0.05 level. e - not statistically different from earliest, l - not different from latest; s - not different from shortest, t - not different from tallest. *2yr means include data from 2005 and 2006, 3yr means include data from 2004, 2005, and 2006.

Petersburg, Virginia

Harbans Bhardwaj, Virginia State University

Planted on 10/4/2005 at 6 lbs/a in 15-in rows

Harvested: 7/10/2006

Pesticides: 1 pt/a Trellan

Insecticides: 100 mL/a KARATE

Fertility: 100-100-100 lbs. N-P-K fertilizer

Irrigation: None

Previous crop: Fallow

Soil type: Abell sandy loam

Elevation: 134 ft

Latitude: 37°14N

Comments:

Trial was harvested two weeks late resulting in yield losses to shattering

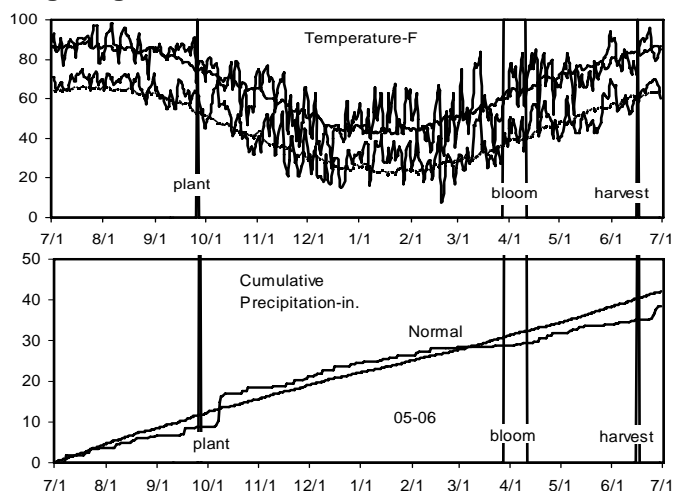


Table 7. Results from the 2006 National Winter Canola Variety Trial at Petersburg, Virginia.

Line	Yield			Winter Survival			Fall Stand	50% Bloom date	Matur-ity date	Plant Height in.	Lodg- ing %	Shatter- ing %	Test Weight lb/bu	Total Oil %
	2006	*2yr	3yr	2006	2yr	3yr								
	lb/ac			%			%							
DSV 05102	1947	--	--	--	--	--	--	--	--	42 t	--	--	--	39.5
Virginia	1881	1739	2471	--	100	100	--	--	--	33 s	--	--	--	37.2
DSV 05101	1858	--	--	--	--	--	--	--	--	38 t	--	--	--	39.3
DSV 05103	1709	--	--	--	--	--	--	--	--	38 t	--	--	--	39.6
DSV 05100	1673	--	--	--	--	--	--	--	--	39 t	--	--	--	40.5
VSX-2	1494	1665	2449	--	100	100	--	--	--	35 s	--	--	--	37.5
DSV 05104	1141	--	--	--	--	--	--	--	--	38 t	--	--	--	39.6
KS3350	1092	--	--	--	--	--	--	--	--	37	--	--	--	37.4
KS9135	1032	1260	2011	--	100	100	--	--	--	36	--	--	--	37.6
ARC2180-1	1007	999	--	--	100	--	--	--	--	39 t	--	--	--	37.3
KS3254	1005	--	--	--	--	--	--	--	--	37	--	--	--	38.7
KS3067	977	--	--	--	--	--	--	--	--	36 s	--	--	--	38.6
KS3074	976	--	--	--	--	--	--	--	--	37	--	--	--	38.6
ARC98015	930	--	--	--	--	--	--	--	--	42 t	--	--	--	37.6
Abilene	903	1246	1881	--	100	100	--	--	--	35 s	--	--	--	36.8
ARC97018	903	--	--	--	--	--	--	--	--	34 s	--	--	--	36.6
Kronos	899	1103	2026	--	100	100	--	--	--	35 s	--	--	--	37.4
KS3068	899	--	--	--	--	--	--	--	--	35 s	--	--	--	38.4
ARC97019	883	--	--	--	--	--	--	--	--	37	--	--	--	36.5
KS2185	873	1018	--	--	100	--	--	--	--	33 s	--	--	--	37.8
TCI Exp 983	866	--	--	--	--	--	--	--	--	36	--	--	--	42.0
Casino	855	--	--	--	--	--	--	--	--	37	--	--	--	38.2
Baldur	841	1228	--	--	100	--	--	--	--	35 s	--	--	--	39.0
Jetton	818	1056	2057	--	100	100	--	--	--	33 s	--	--	--	37.1
KS7436	817	783	1457	--	100	100	--	--	--	33 s	--	--	--	39.4
Rasmus	807	1322	1994	--	100	100	--	--	--	35 s	--	--	--	37.4
KS3018	789	1141	--	--	100	--	--	--	--	34 s	--	--	--	37.5
KS9124	780	893	1564	--	100	100	--	--	--	39 t	--	--	--	37.6
Plainsman	761	919	1416	--	100	100	--	--	--	40 t	--	--	--	36.7
ARC98007	692	--	--	--	100	--	--	--	--	38 t	--	--	--	37.6
Wichita	658	997	2067	--	100	100	--	--	--	33 s	--	--	--	38.5
Sumner	651	1101	--	--	100	--	--	--	--	32 s	--	--	--	37.1
KS2064	550	874	--	--	100	--	--	--	--	34 s	--	--	--	37.9
Ceres	402	851	1396	--	100	100	--	--	--	36 s	--	--	--	38.8
Mean	1011	1172	1837	--	100	100	--	--	--	36	--	--	--	38.1
CV (%)	26	--	--	--	--	--	--	--	--	8	--	--	--	1.9
LSD (0.05)	424	--	--	--	--	--	--	--	--	5	--	--	--	1.5

Bold - Superior LSD group - Differences among values in bold are not statistically significant at the 0.05 level. e - not statistically different from earliest, l - not different from latest; s - not different from shortest, t - not different from tallest. *2yr means include data from 2005 and 2006, 3yr means include data from 2004, 2005, and 2006.

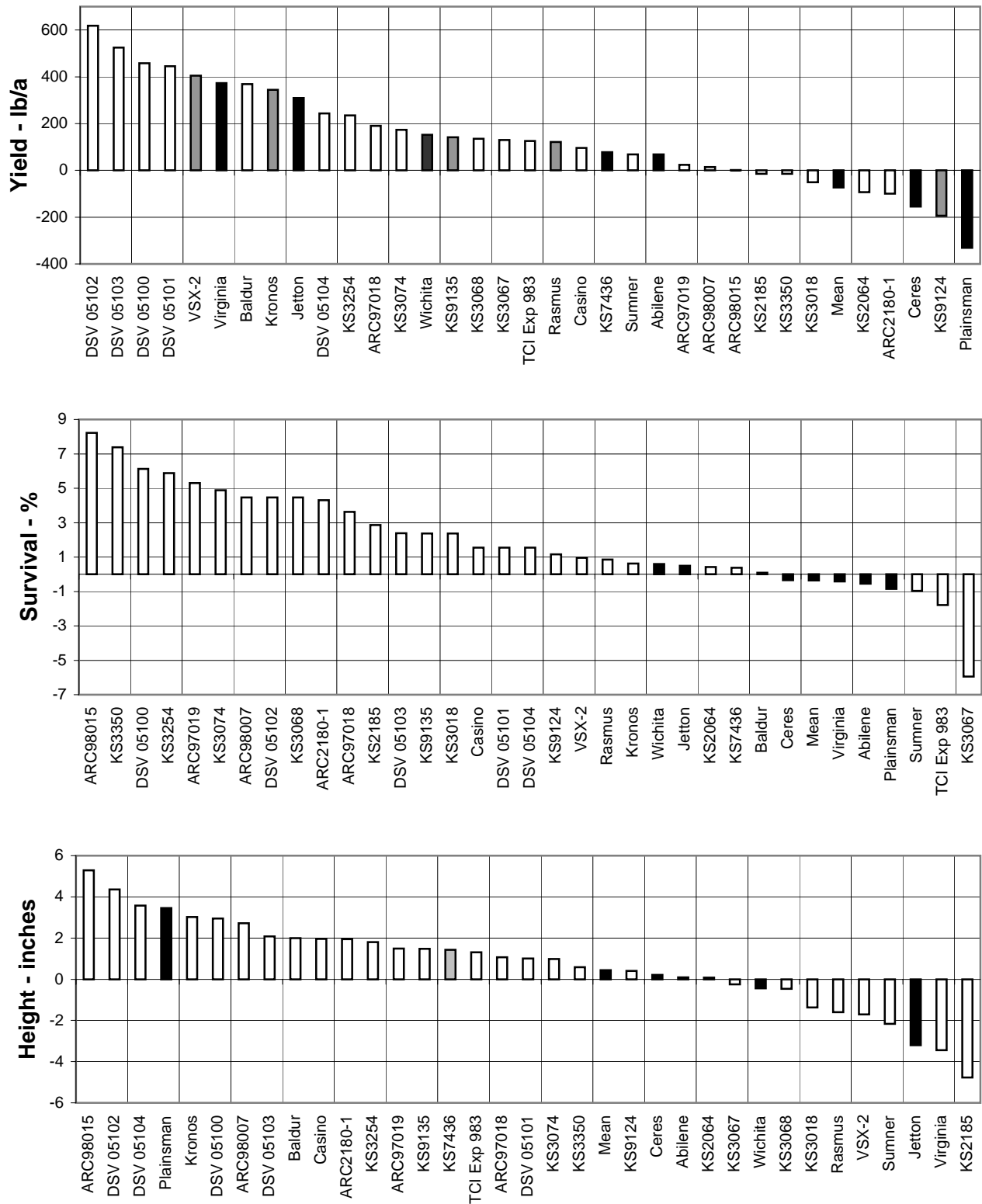
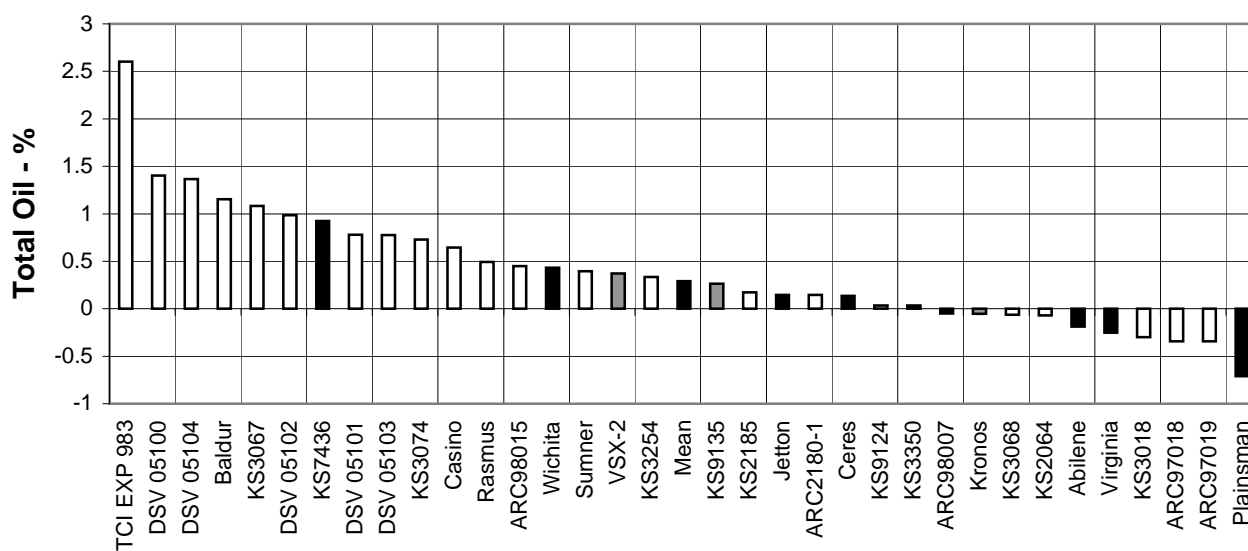
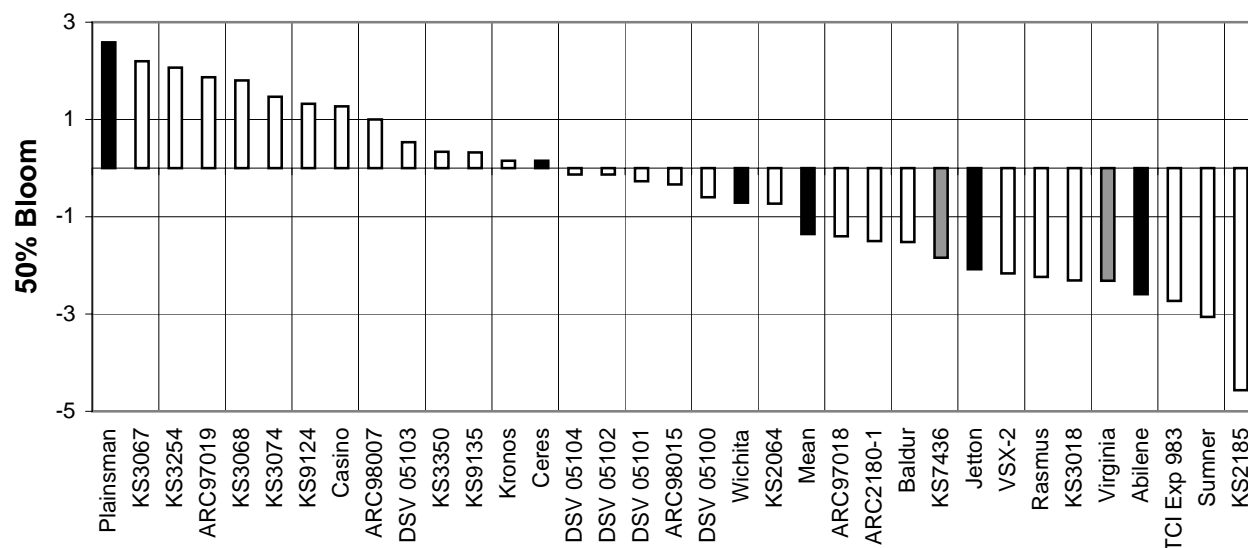


Figure 1. Southeast Winter Canola Summary, 1996-2006.



Note: Values are averages of the differences between each cultivar and the mean of Ceres, Jetton, Plainsman, and Wichita for yield (lbs/a), winter survival (%), plant height (inches), 50% bloom date (days), and total oil content (%). The number of observations for each trait is represented by the different color of the bars (as shown at right).




Figure 1. Southeast Winter Canola Summary, 1996-2006 (continued).

Belleville, Illinois

Michael Schmidt & Jim Klein, Southern Illinois University,
Carbondale

Planted on 9/22/05 at 10 lbs/a in 7.5-in. rows

Harvested: 6/13/2006

Pesticides: Treflan 1.5 pt/a; Select 8 oz/a

Insecticides: None

Irrigation: None

Fertility: 18-46-60 lbs. N-P-K fertilizer in the fall

90-0-0 lbs. N-P-K fertilizer in the spring

Soil type: Stoy silt loam

Elevation: 415 ft

Latitude: 37°47N

Comments:

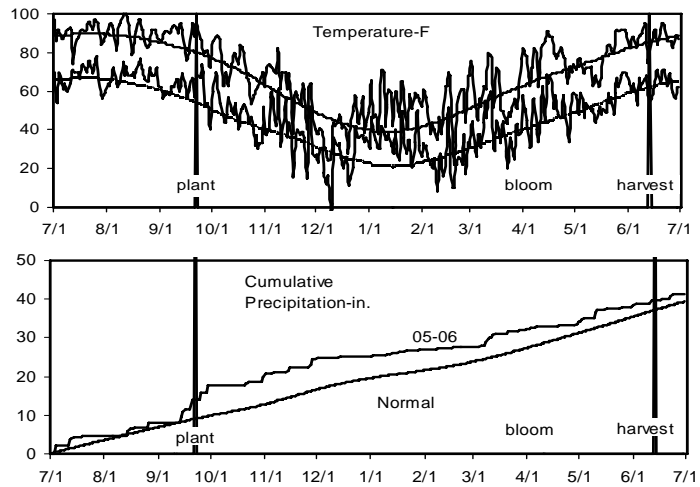


Table 8. Results from the 2006 National Winter Canola Variety Trial at Belleville, Illinois

Line	Yield			Winter Survival			Fall Stand	50% Bloom date	Matur-ity date	Plant Height in.	Lodg-ing %	Shatter-ing %	Test Weight lb/bu	Total Oil %
	2006	*2yr	3yr	2006	2yr	3yr								
	lb/ac			%			%							
Kronos	4204	3933	3531	100	84	87	78	--	--	56 t	--	0.0	47.2	--
ARC97019	4199	--	--	100	--	--	88	--	--	52	--	5.0	47.7	--
ARC97018	4185	--	--	100	--	--	92	--	--	53	--	0.0	47.9	--
KS3074	4154	--	--	100	--	--	78	--	--	52	--	0.0	48.9	--
KS3068	4121	--	--	100	--	--	85	--	--	51	--	3.3	48.8	--
Baldur	4068	3757	--	100	84	--	83	--	--	53	--	3.3	47.1	--
DSV 05100	4042	--	--	100	--	--	87	--	--	56 t	--	0.0	48.1	--
Jetton	3983	3868	3727	100	89	88	82	--	--	48 s	--	3.3	47.1	--
Virginia	3963	3869	3677	100	77	79	82	--	--	48 s	--	5.0	47.3	--
Wichita	3948	3769	3408	100	90	91	85	--	--	52	--	0.0	48.7	--
ARC98007	3937	--	--	100	--	--	83	--	--	54	--	0.0	47.5	--
VSX-2	3881	3958	3664	100	87	83	87	--	--	49 s	--	5.0	46.7	--
KS3350	3875	--	--	100	--	--	83	--	--	52	--	1.7	48.1	--
ARC2180-1	3865	3945	3945	100	91	91	90	--	--	53	--	1.7	47.1	--
ARC98015	3779	--	--	100	--	--	80	--	--	58 t	--	1.7	46.9	--
DSV 05102	3634	--	--	100	--	--	85	--	--	56 t	--	6.7	47.0	--
DSV 05101	3619	--	--	100	--	--	82	--	--	55 t	--	8.3	46.6	--
KS2064	3596	3686	3686	100	82	82	77	--	--	51	--	5.0	48.7	--
DSV 05104	3580	--	--	100	--	--	85	--	--	55 t	--	0.0	47.7	--
TCI Exp 983	3577	--	--	100	--	--	83	--	--	54	--	3.3	48.8	--
DSV 05103	3539	--	--	100	--	--	82	--	--	56 t	--	3.3	46.3	--
KS3018	3517	3290	--	100	75	--	85	--	--	50 s	--	1.7	48.6	--
Casino	3448	3593	3157	100	89	89	77	--	--	53	--	0.0	46.5	--
KS7436	3432	3627	3249	100	87	79	78	--	--	49 s	--	3.3	48.8	--
KS9135	3428	3685	3467	100	87	83	78	--	--	54	--	5.0	47.3	--
Sumner	3419	3416	--	100	85	--	80	--	--	48 s	--	0.0	49.5	--
KS9124	3401	3860	3494	100	95	91	83	--	--	50 s	--	3.3	48.1	--
KS3254	3328	--	--	100	--	--	80	--	--	53	--	1.7	47.3	--
KS2185	3288	3738	--	100	89	--	80	--	--	47 s	--	8.3	47.6	--
Abilene	3275	3513	3116	100	85	83	57	--	--	54	--	6.7	48.8	--
Rasmus	3270	3548	3445	100	85	81	63	--	--	51	--	5.0	46.2	--
KS3067	2969	--	--	100	--	--	87	--	--	50 s	--	10.0	49.5	--
Plainsman	2647	2944	2935	100	82	83	65	--	--	57 t	--	3.3	47.6	--
Ceres	--	3002	2766	100	75	67	--	--	--	55 t	--	5.0	46.8	--
Mean	3672	3667	3356	100	85	85	81	--	--	52	--	3.7	47.7	--
CV (%)	7	--	--	--	--	--	10	--	--	4	--	81.1	1.1	--
LSD (0.05)	426	--	--	--	--	--	12	--	--	3	--	4.9	0.9	--

Bold - Superior LSD group - Differences among values in bold are not statistically significant at the 0.05 level. e - not statistically different from earliest, l - not different from latest; s - not different from shortest, t - not different from tallest. *2yr means include data from 2005 and 2006, 3yr means include data from 2004, 2005, and 2006.

Carbondale, Illinois

Michael Schmidt & Jim Klein, Southern Illinois University,
Carbondale

Planted on 9/9/05 at 10 lbs/a in 7.5-in. rows

Harvested: 6/9/2006

Pesticides: Treflan 1.5 pt/a; Select 8 oz/a

Insecticides: None

Irrigation: None

Fertility: 18-46-60 lbs. N-P-K fertilizer in the fall
90-0-0 lbs. N-P-K fertilizer in the spring

Soil type: Stoy silt loam

Elevation: 400 ft

Latitude: 38°30N

Comments:

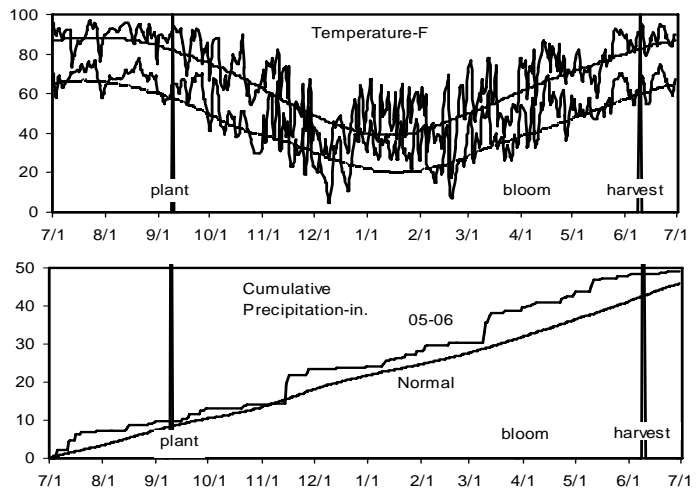


Table 9. Results from the 2006 National Winter Canola Variety Trial at Carbondale, Illinois.

Line	Yield			Winter Survival			Fall Stand	50% Bloom date	Matur-ity date	Plant Height in.	Lodg-ing %	Shatter-ing %	Test Weight lb/bu	Total Oil %
	2006	*2yr	3yr	2006	2yr	3yr								
	lb/ac			%			0-10							
DSV 05100	4202	--	--	100	--	--	10	--	--	50 t	27	--	50.8	--
DSV 05101	4193	--	--	100	--	--	10	--	--	50 t	17	--	49.7	--
DSV 05104	4134	--	--	100	--	--	10	--	--	52 t	0	--	49.4	--
KS3254	3970	--	--	100	--	--	10	--	--	52 t	10	--	49.4	--
KS9135	3832	3153	3009	100	72	77	10	--	--	51 t	7	--	50.2	--
KS3074	3802	--	--	100	--	--	10	--	--	47 s	17	--	50.4	--
ARC97018	3792	--	--	100	--	--	10	--	--	49	20	--	49.6	--
KS2185	3760	3360	--	100	89	--	10	--	--	46 s	3	--	50.1	--
DSV 05103	3759	--	--	100	--	--	10	--	--	52 t	33	--	48.6	--
Jetton	3692	3163	2863	100	89	84	10	--	--	45 s	10	--	49.1	--
Baldur	3643	2621	--	100	80	--	10	--	--	50 t	3	--	50.8	--
ARC98015	3641	--	--	100	--	--	10	--	--	54 t	37	--	49.0	--
VSX-2	3630	3030	2806	100	89	86	10	--	--	46 s	0	--	49.4	--
Virginia	3609	2979	2647	100	85	83	10	--	--	44 s	7	--	49.5	--
Sumner	3607	2670	--	100	82	--	10	--	--	45 s	0	--	50.9	--
KS7436	3585	2826	2501	100	90	89	10	--	--	50 t	13	--	50.5	--
KS3350	3556	--	--	100	--	--	10	--	--	50 t	23	--	49.7	--
Rasmus	3513	2981	2763	100	82	79	10	--	--	47 s	10	--	49.8	--
Ceres	3500	2867	2710	100	75	78	10	--	--	49	0	--	51.2	--
DSV 05102	3461	--	--	100	--	--	10	--	--	50 t	27	--	50.9	--
Wichita	3429	2819	2608	100	86	87	10	--	--	49	37	--	50.5	--
KS9124	3428	3025	2832	100	94	93	10	--	--	46 s	7	--	49.9	--
ARC97019	3410	--	--	100	--	--	10	--	--	49	53	--	50.8	--
KS3068	3382	--	--	100	--	--	10	--	--	51 t	20	--	50.0	--
Casino	3365	3120	2523	100	97	93	10	--	--	48 s	10	--	48.9	--
ARC2180-1	3358	--	--	100	--	--	10	--	--	51 t	23	--	48.8	--
Abilene	3353	2668	2407	100	93	92	10	--	--	51 t	23	--	51.2	--
KS3018	3305	2836	--	100	82	--	10	--	--	50 t	13	--	50.6	--
TCI Exp 983	3278	3278	--	100	100	--	10	--	--	49	30	--	49.6	--
Kronos	3140	3050	2650	100	90	86	10	--	--	51 t	17	--	51.4	--
Plainsman	3134	2668	2488	100	82	85	10	--	--	52 t	0	--	50.6	--
KS2064	3129	2971	--	100	85	--	10	--	--	50 t	30	--	50.9	--
ARC98007	2912	--	--	100	--	--	10	--	--	51 t	47	--	49.4	--
KS3067	--	--	--	100	--	--	10	--	--	45 s	67	--	--	--
Mean	3561	3008	2741	100	85	85	10	--	--	49	19	--	50	--
CV (%)	8	--	--	--	--	--	--	--	--	4	66	--	1.5	--
LSD (0.05)	447	--	--	--	--	--	--	--	--	4	20	--	1.2	--

Bold - Superior LSD group - Differences among values in bold are not statistically significant at the 0.05 level. e - not statistically different from earliest, l - not different from latest; s - not different from shortest, t - not different from tallest. *2yr means include data from 2005 and 2006, 3yr means include data from 2004, 2005, and 2006.

Columbia City, Indiana

Shawn Conley & Ellsworth Christmas, Purdue University

Planted on 9/8/05 at 5 lbs/a in 6-in. rows

Harvested: 7/10/2006

Pesticides: None

Insecticides: None

Irrigation: None

Fertility: 33-58-46 lbs. N-P-K fertilizer in the fall
120-0-0 lbs. N-P-K fertilizer in the spring

Soil type: Boyer sandy loam

Elevation: 830 ft

Latitude: 41°6N

Comments:

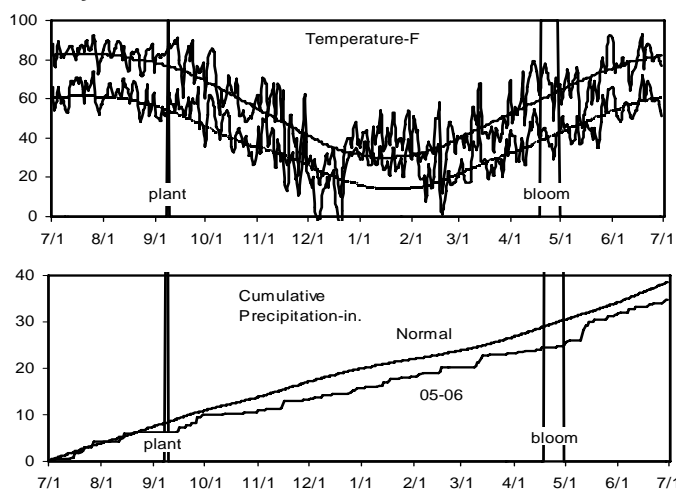


Table 10. Results from the 2006 National Winter Canola Variety Trial at Columbia City, Indiana.

Line	Yield			Winter Survival			Fall Stand	50% Bloom date	Matur-ity date	Plant Height in.	Lodg- ing %	Shatter- ing %	Test Weight lb/bu	Total Oil %
	2006	*2yr	3yr	2006	2yr	3yr								
	lb/ac			%			%	date	date	in.	%	%	lb/bu	%
KS3018	1627	1823	--	67	77	--	43	4/10 e	--	52 t	--	--	46.9	35.0
KS3254	1554	--	--	53	--	--	47	4/15	--	54 t	--	--	45.9	36.2
KS3074	1522	--	--	57	--	--	53	4/14	--	51 t	--	--	47.6	36.0
KS9135	1480	1972	1853	37	62	75	53	4/15	--	54 t	--	--	46.2	35.6
ARC97019	1347	--	--	43	--	--	53	4/14	--	55 t	--	--	44.5	34.4
ARC98015	1324	--	--	47	--	--	50	4/16 l	--	56 t	--	--	45.2	36.1
Casino	1322	1800	--	50	62	--	53	4/16 l	--	52 t	--	--	45.1	34.4
KS3067	1289	--	--	57	--	--	47	4/11 e	--	50	--	--	46.8	36.2
KS2185	1264	1774	--	47	60	--	47	4/10 e	--	46 s	--	--	47.6	35.3
ARC98007	1262	--	--	23	--	--	53	4/16 l	--	51 t	--	--	44.2	35.6
Sumner	1245	1765	--	43	48	--	50	4/10 e	--	48 s	--	--	47.2	35.2
KS3068	1244	--	--	40	--	--	60	4/14	--	53 t	--	--	47.8	35.4
KS2064	1225	1732	1732	43	67	67	53	4/13 e	--	52 t	--	--	46.5	34.8
KS3350	1222	--	--	43	--	--	50	4/13 e	--	51 t	--	--	45.5	33.9
Ceres	1184	1318	1165	37	23	49	27	4/14	--	54 t	--	--	46.0	35.3
Abilene	1128	1778	1633	50	67	78	53	4/14	--	54 t	--	--	47.1	33.5
KS9124	1114	1465	1333	40	62	74	43	4/15	--	53 t	--	--	43.1	33.8
Baldur	1097	--	--	17	--	--	50	4/16 l	--	55 t	--	--	45.0	34.9
Kronos	1077	1615	1550	37	40	60	50	4/16 l	--	56 t	--	--	43.9	32.1
Wichita	1076	1680	1618	37	42	61	47	4/14	--	50	--	--	45.9	34.3
Plainsman	1055	1349	1214	40	49	66	47	4/17 l	--	56 t	--	--	45.0	34.2
ARC2180-1	1023	1469	--	27	42	--	57	4/16 l	--	55 t	--	--	44.3	34.1
KS7436	981	1490	1544	33	50	84	47	4/14	--	50	--	--	44.9	35.5
Virginia	938	1390	1457	23	32	70	50	4/18 l	--	44 s	--	--	43.9	32.7
DSV 05101	911	--	--	20	--	--	43	4/16 l	--	51 t	--	--	44.7	32.1
ARC97018	863	--	--	23	--	--	53	4/16 l	--	51 t	--	--	43.2	32.4
Rasmus	845	1288	1328	30	32	54	37	4/16 l	--	50	--	--	42.0	32.0
DSV 05102	831	--	--	23	--	--	47	4/17 l	--	50	--	--	45.9	33.0
DSV 05103	756	--	--	20	--	--	47	4/19 l	--	53 t	--	--	44.2	30.5
DSV 05100	615	--	--	13	--	--	40	4/19 l	--	50	--	--	44.3	33.3
Jetton	602	1183	1249	17	35	57	47	4/15	--	50	--	--	41.7	32.8
DSV 05104	573	--	--	20	--	--	53	4/18 l	--	52 t	--	--	43.0	34.9
VSX-2	520	1105	1133	13	23	49	53	4/13 e	--	46 s	--	--	41.4	32.7
TCI Exp 983	.	--	--	0	--	--	47	--	--	.	--	--	.	29.6
Mean	1122	1511	1439	34	41	61	49	4/15	--	52	--	--	45.1	34.0
CV (%)	23	--	--	37	--	--	19	1	--	5	--	--	2.7	5.5
LSD (0.05)	230	--	--	21	--	--	NS	3	--	5	--	--	2.2	NS

Bold - Superior LSD group - Differences among values in bold are not statistically significant at the 0.05 level. e - not statistically different from earliest, l - not different from latest; s - not different from shortest, t - not different from tallest. *2yr means include data from 2005 and 2006, 3yr means include data from 2004, 2005, and 2006.

Russellville, Kentucky

Brian Caldbeck, Miles Enterprises

Planted on 9/22/2005 at 5 lbs/a in 7.5-in rows
 Harvested: 6/14/2006
 Pesticides: Quadris 10 oz/a
 Insecticides: Warrior 2.56 oz/a
 Irrigation: none
 Fertility: 18-46-60-15 lbs. N-P-K-S fertilizer in fall
 120-0-0 N-P-K fertilizer & 1 lb. Boron in spring

Previous crop:
 Soil type:
 Elevation: 870 ft
 Latitude: 38°32N
 Comments:

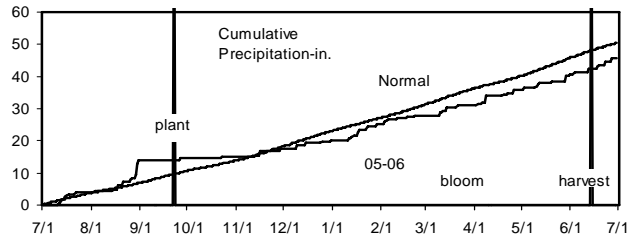
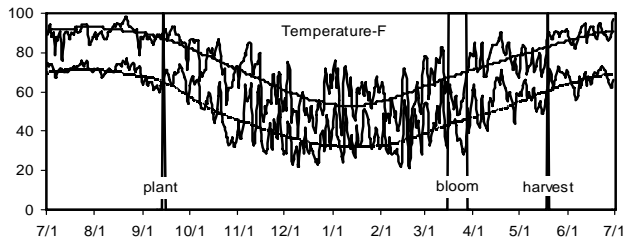


Table 11. Results from the 2006 National Winter Canola Variety Trial at Russellville, Kentucky.

Line	Yield			Winter Survival			Fall Stand	50% Bloom	Matur-ity	Plant Height	Lodg-ing	Shatter-ing	Test Weight	Total Oil
	2006	2yr	3yr	2006	2yr	3yr								
	lb/ac			%			%	date	date	in.	%	%	lb/bu	%
DSV 05103	3795	--	--	--	--	--	--	--	--	64 t	28.3	--	--	37.1
DSV 05100	3540	--	--	--	--	--	--	--	--	64 t	10.0	--	--	38.9
DSV 05101	3529	--	--	--	--	--	--	--	--	63 t	8.3	--	--	37.2
KS3074	3300	--	--	--	--	--	--	--	--	56 s	21.7	--	--	38.1
DSV 05102	3164	--	--	--	--	--	--	--	--	61 t	31.7	--	--	36.7
KS9135	2885	--	--	--	--	--	--	--	--	61 t	21.7	--	--	37.2
KS2185	2875	--	--	--	--	--	--	--	--	54 s	28.3	--	--	36.0
KS3068	2818	--	--	--	--	--	--	--	--	58 s	21.7	--	--	38.1
Kronos	2817	--	--	--	--	--	--	--	--	61 t	1.7	--	--	36.9
Plainsman	2814	--	--	--	--	--	--	--	--	62 t	10.0	--	--	37.1
Wichita	2789	--	--	--	--	--	--	--	--	60 t	5.0	--	--	38.1
TCI Exp 983	2747	--	--	--	--	--	--	--	--	62 t	23.3	--	--	37.4
Virginia	2706	--	--	--	--	--	--	--	--	57 s	15.0	--	--	36.7
KS9124	2693	--	--	--	--	--	--	--	--	57 s	21.7	--	--	36.3
DSV 05104	2689	--	--	--	--	--	--	--	--	65 t	6.7	--	--	38.6
VSX-2	2686	--	--	--	--	--	--	--	--	61 t	6.7	--	--	36.8
Sumner	2632	--	--	--	--	--	--	--	--	58 s	11.7	--	--	36.2
ARC98007	2579	--	--	--	--	--	--	--	--	64 t	23.3	--	--	37.3
Rasmus	2501	--	--	--	--	--	--	--	--	58 s	8.3	--	--	37.4
ARC97019	2466	--	--	--	--	--	--	--	--	62 t	21.7	--	--	37.0
ARC98015	2464	--	--	--	--	--	--	--	--	63 t	36.7	--	--	36.3
KS3254	2426	--	--	--	--	--	--	--	--	62 t	31.7	--	--	37.1
Abilene	2335	--	--	--	--	--	--	--	--	57 s	43.3	--	--	35.3
KS3350	2292	--	--	--	--	--	--	--	--	60 t	30.0	--	--	36.8
KS7436	2225	--	--	--	--	--	--	--	--	58 s	5.0	--	--	37.5
Baldur	2182	--	--	--	--	--	--	--	--	64 t	16.7	--	--	37.9
Casino	2167	--	--	--	--	--	--	--	--	61 t	5.0	--	--	36.3
Jetton	2164	--	--	--	--	--	--	--	--	55 s	25.0	--	--	36.7
KS3067	2130	--	--	--	--	--	--	--	--	57 s	18.3	--	--	39.3
KS2064	2110	--	--	--	--	--	--	--	--	59 s	36.7	--	--	36.7
ARC97018	2072	--	--	--	--	--	--	--	--	58 s	38.3	--	--	36.5
KS3018	1988	--	--	--	--	--	--	--	--	59 s	30.0	--	--	36.3
ARC2180-1	1774	--	--	--	--	--	--	--	--	63 t	43.3	--	--	35.2
Ceres	1693	--	--	--	--	--	--	--	--	58 s	28.3	--	--	36.6
Mean	2590	--	--	--	--	--	--	--	--	60	21.0	--	--	37.0
CV (%)	17	--	--	--	--	--	--	--	--	5	83.8	--	--	2.1
LSD (0.05)	724	--	--	--	--	--	--	--	--	5	28.7	--	--	1.6

Bold - Superior LSD group - Differences among values in bold are not statistically significant at the 0.05 level. e - not statistically different from earliest, l - not different from latest; s - not different from shortest, t - not different from tallest.

East Lansing, Michigan

Russell Freed, Michigan State University

Planted on 9/6/2005 at 7 lbs/a in 11-in. rows

Harvested: 7/24/2006

Pesticides: None

Insecticides: None

Irrigation: None

Previous crop: Soybean

Fertility: 66-66-66 lbs. N-P-K fertilizer in the fall

78-0-0 lbs. N-P-K fertilizer in the spring

Soil type: Capac loam

Elevation: 880 ft

Latitude: 42°40'N

Comments:

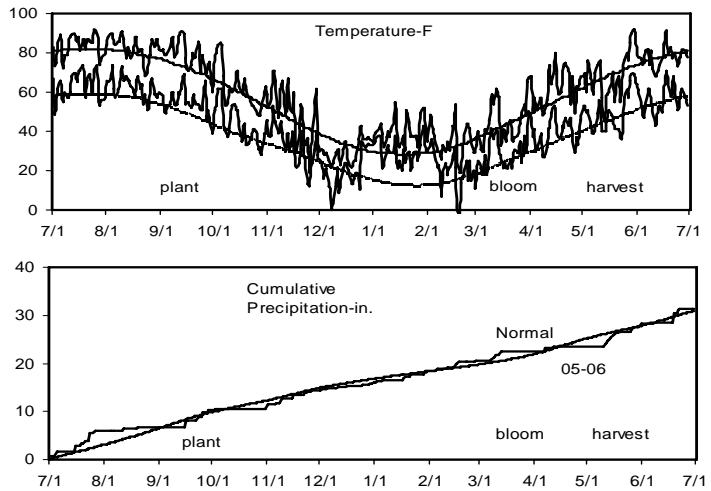


Table 12. Results from the 2006 National Winter Canola Variety Trial at East Lansing, Michigan.

Line	Yield			Winter Survival			Fall Stand	50% Bloom date	Maturity date	Plant Height in.	Lodging %	Shattering %	Test Weight lb/bu	Total Oil %
	2006	*2yr	3yr	2006	**2yr	3yr								
	lb/ac			%			%							
DSV 05100	3615	--	--	--	--	--	--	--	--	62	0	--	--	40.0
DSV 05103	3565	--	--	--	--	--	--	--	--	58	50	--	--	39.0
DSV 05101	3420	--	--	--	--	--	--	--	--	58	52	--	--	39.8
DSV 05102	3150	--	--	--	--	--	--	--	--	61	35	--	--	39.1
DSV 05104	3025	--	--	--	--	--	--	--	--	62	0	--	--	40.6
Jetton	2730	2287	1931	--	33	67	--	--	--	59	0	--	--	39.1
KS3350	2610	--	--	--	--	--	--	--	--	57	42	--	--	38.7
Rasmus	2495	2008	1915	--	10	55	--	--	--	60	41	--	--	39.5
Virginia	2350	2208	1867	--	50	75	--	--	--	57	0	--	--	38.7
VSX-2	2345	1588	1608	--	3	52	--	--	--	59	0	--	--	38.5
KS7436	2340	1619	1411	--	10	55	--	--	--	61	42	--	--	41.0
ARC97018	2335	--	--	--	--	--	--	--	--	60	42	--	--	39.7
KS3254	2225	--	--	--	--	--	--	--	--	59	38	--	--	38.9
Abilene	2180	2367	2124	--	67	84	--	--	--	60	40	--	--	37.1
KS9124	2180	1802	1604	--	15	58	--	--	--	60	42	--	--	37.5
Plainsman	2180	2264	1859	--	25	63	--	--	--	59	40	--	--	38.4
KS3068	2095	--	--	--	--	--	--	--	--	60	37	--	--	38.4
Sumner	2095	2135	--	--	67	--	--	--	--	58	40	--	--	37.8
Casino	2040	1653	1719	--	15	58	--	--	--	60	22	--	--	39.1
Baldur	2035	1668	1668	--	30	--	--	--	--	60	0	--	--	40.0
ARC97019	1985	--	--	--	--	--	--	--	--	61	22	--	--	36.6
KS2185	1985	1581	--	--	23	--	--	--	--	59	60	--	--	38.4
Kronos	1965	2148	1742	--	65	83	--	--	--	61	59	--	--	38.5
Wichita	1950	1997	1751	--	67	84	--	--	--	58	35	--	--	37.9
KS3018	1940	1858	--	--	37	--	--	--	--	59	45	--	--	38.4
ARC2180-1	1910	1853	--	--	22	--	--	--	--	61	30	--	--	38.7
KS3067	1875	--	--	--	--	--	--	--	--	59	60	--	--	39.1
KS3074	1875	--	--	--	--	--	--	--	--	61	59	--	--	39.6
KS9135	1825	2178	--	--	63	82	--	--	--	59	42	--	--	38.9
ARC98007	1705	--	--	--	--	--	--	--	--	63	49	--	--	39.3
KS2064	1595	1121	--	--	7	--	--	--	--	59	55	--	--	37.5
ARC98015	1440	--	--	--	--	--	--	--	--	62	54	--	--	39.9
TCI Exp 983	1355	--	--	--	--	--	--	--	--	59	0	--	--	41.8
Ceres	1260	882	1190	--	5	53	--	--	--	62	0	--	--	39.4
Mean	2226	1948	1806	--	34	67	--	--	--	60	33.3	--	--	38.9
CV (%)	--	--	--	--	--	--	--	--	--	4	0.3	--	--	2.1
LSD (0.05)	--	--	--	--	--	--	--	--	--	NS	20	--	--	1.9

Bold - Superior LSD group - Differences among values in bold are not statistically significant at the 0.05 level. e - not statistically different from earliest, l - not different from latest; s - not different from shortest, t - not different from tallest. *2yr means include data from 2005 and 2006, 3yr means include data from 2004, 2005, and 2006. **2yr means include data from 2004 and 2005, 3 yr means include data from 2003, 2004, and 2005.

Custar, Ohio

Edwin Lentz, The Ohio State University, Northwest OARDC Research Station

Planted on 9/7/2005 in 7-in. rows

Harvested: 7/6/2006

Pesticides: 5 oz Select

Insecticides: None

Irrigation: None

Fertility: 8.4-0-0 lbs. N-P-K fertilizer in the fall

Previous crop: Wheat

Soil type: Hoytville clay loam

Elevation: 700 ft

Latitude: 41°13N

Comments:

Moldboard plowed, disked, cultipacked, leveled, cultivated, and cultipacked after planting.

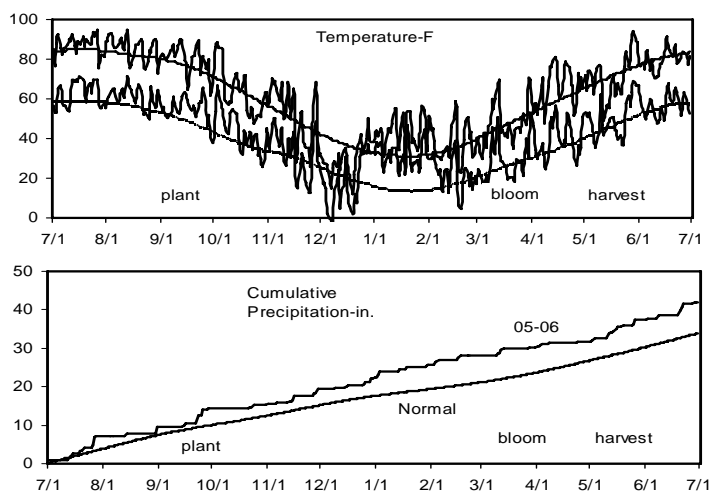


Table 13. Results from the 2006 National Winter Canola Variety Trial at Custar, Ohio.

Line	Yield			Winter Survival			Fall Stand	50% Bloom date	Maturity date	Plant Height in.	Lodging %	Shattering %	Test Weight lb/bu	Total Oil %
	2006	*2yr	3yr	2006	2yr	3yr								
	lb/ac			%			%	date	date					
KS3254	4447	--	--	100	--	--	88	4/24	--	45	--	--	--	--
Baldur	4392	--	--	99	--	--	87	4/22 e	--	47 t	--	--	--	--
Kronos	4375	--	3789	100	--	99	85	4/23	--	47 t	--	--	--	--
DSV 05100	4371	--	--	100	--	--	82	4/23	--	48 t	--	--	--	--
ARC97019	4333	--	--	100	--	--	93	4/23	--	47	--	--	--	--
KS3068	4263	--	--	100	--	--	97	4/26 l	--	45	--	--	--	--
KS9135	4209	--	3498	100	--	98	95	4/23	--	44 st	--	--	--	--
ARC2180-1	4185	--	--	100	--	--	95	4/23	--	43 st	--	--	--	--
KS3018	4168	--	--	100	--	--	93	4/21 e	--	43 st	--	--	--	--
DSV 05102	4167	--	--	100	--	--	81	4/24	--	47	--	--	--	--
KS3074	4149	--	--	100	--	--	95	4/25 l	--	43 st	--	--	--	--
Ceres	4089	--	3446	100	--	99	78	4/22 e	--	43 st	--	--	--	--
KS2064	4084	--	--	100	--	--	85	4/23	--	45 t	--	--	--	--
Rasmus	4080	--	3244	100	--	99	85	4/23	--	45 t	--	--	--	--
ARC98007	4066	--	--	100	--	--	90	4/26 l	--	45 t	--	--	--	--
ARC97018	4058	--	--	100	--	--	94	4/24	--	42 s	--	--	--	--
KS3350	4043	--	--	100	--	--	96	4/24	--	45 t	--	--	--	--
Wichita	4039	--	3300	100	--	98	92	4/23	--	42 s	--	--	--	--
Casino	4003	--	3167	100	--	98	86	4/25	--	45 t	--	--	--	--
Jetton	3970	--	3403	99	--	98	93	4/22 e	--	39 s	--	--	--	--
ARC98015	3947	--	--	100	--	--	96	4/26 l	--	43 st	--	--	--	--
VSX-2	3909	--	3344	100	--	97	95	4/23	--	39	--	--	--	--
Abilene	3889	--	3486	100	--	99	83	4/22 e	--	46 t	--	--	--	--
DSV 05101	3882	--	--	100	--	--	88	4/22 e	--	46 t	--	--	--	--
KS2185	3832	--	--	100	--	--	90	4/20 e	--	41 s	--	--	--	--
KS3067	3808	--	--	100	--	--	90	4/24	--	44 st	--	--	--	--
KS9124	3803	--	3126	100	--	98	88	4/26 l	--	46 t	--	--	--	--
DSV 05103	3796	--	--	99	--	--	88	4/25 l	--	48 t	--	--	--	--
KS7436	3795	--	3190	100	--	99	82	4/27 l	--	41 s	--	--	--	--
Sumner	3768	--	--	100	--	--	82	4/22 e	--	43 st	--	--	--	--
Plainsman	3597	--	3056	100	--	98	85	4/25 l	--	47 t	--	--	--	--
DSV 05104	3347	--	--	99	--	--	82	4/24	--	45 t	--	--	--	--
Virginia	3282	--	3008	100	--	97	95	4/23	--	40 s	--	--	--	--
TCI Exp 983	3244	--	--	99	--	--	96	4/24	--	41 s	--	--	--	--
Mean	3982	--	3295	99	--	97	89	4/24	--	44	--	--	--	--
CV (%)	6	--	--	0.3	--	--	5	1	--	7	--	--	--	--
LSD (0.05)	382	--	--	0.5	--	--	7	2	--	5	--	--	--	--

Bold - Superior LSD group - Differences among values in bold are not statistically significant at the 0.05 level. e - not statistically different from earliest, l - not different from latest; s - not different from shortest, t - not different from tallest. *3yr means include data from 2004 and 2006.

Fremont, Ohio

Edwin Lentz, The Ohio State University, North Central OARDC Research Station

Planted on 9/13/2005 in 7-in. rows

Harvested: 7/9/2006

Pesticides: None

Insecticides: None

Irrigation: None

Fertility: 27-69-90 lbs. N-P-K fertilizer in the fall

Previous crop: Fallow

Soil type: Hoytville silty clay loam

Elevation: 636 ft

Latitude: 41°21N

Comments:

Deep chiseled, cultivated, leveled, and cultipacked after planting.

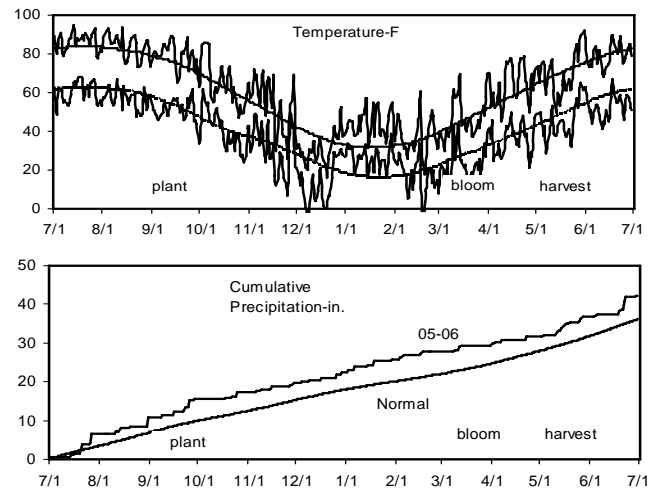


Table 14. Results from the 2006 National Winter Canola Variety Trial at Fremont, Ohio.

Line	Yield			Winter Survival			Fall Stand	50% Bloom date	Matur-ity date	Plant Height in.	Lodg-ing %	Shatter-ing %	Test Weight lb/bu	Total Oil %
	2006	*2yr	3yr	2006	2yr	3yr								
	lb/ac			%			0-10							
DSV 05100	3194	--	--	100	--	--	9.7	4/25	--	50 t	--	--	--	--
DSV 05101	3086	--	--	100	--	--	9.2	4/26	--	49 t	--	--	--	--
DSV 05102	2958	--	--	100	--	--	9.8	4/26	--	50 t	--	--	--	--
DSV 05103	2635	--	--	99	--	--	8.8	4/27 l	--	48	--	--	--	--
Rasmus	2604	2415	2676	100	89	85	8.8	4/23 e	--	44 s	--	--	--	--
KS2185	2602	2594	--	100	99	--	9.5	4/22 e	--	43 s	--	--	--	--
Casino	2575	--	2850	100	--	92	9.2	4/28 l	--	50 t	--	--	--	--
Kronos	2515	2366	2534	100	94	67	9.0	4/24 e	--	51 t	--	--	--	--
KS9124	2485	2530	2704	100	99	93	9.2	4/29 l	--	46	--	--	--	--
KS3254	2470	--	--	100	--	--	9.3	4/29 l	--	46	--	--	--	--
Wichita	2427	2339	2547	100	92	87	9.2	4/25	--	46	--	--	--	--
ARC97019	2425	--	--	99	--	--	9.5	4/26	--	49 t	--	--	--	--
Virginia	2411	2273	2599	100	68	78	9.3	4/24 e	--	41 s	--	--	--	--
DSV 05104	2410	--	--	99	--	--	9.2	4/25	--	48	--	--	--	--
Baldur	2403	2321	--	100	86	--	9.2	4/24 e	--	48	--	--	--	--
KS3068	2385	--	--	100	--	--	9.2	4/28 l	--	47	--	--	--	--
ARC97018	2372	--	--	99	--	--	9.5	4/26	--	46	--	--	--	--
KS3350	2367	--	--	100	--	--	8.8	4/26	--	42 s	--	--	--	--
ARC2180-1	2345	1986.2	--	99	96	--	9.2	4/25	--	46	--	--	--	--
Jetton	2293	2158	2492	100	82	77	9.3	4/24 e	--	39 s	--	--	--	--
ARC98015	2269	--	--	100	--	--	9.0	4/29 l	--	49 t	--	--	--	--
KS7436	2226	2195	--	100	97	--	9.0	4/27 l	--	47	--	--	--	--
KS3018	2226	2202	--	100	100	--	9.0	4/26	--	46	--	--	--	--
Abilene	2219	2216	2360	100	97	100	8.8	4/26	--	48	--	--	--	--
VSX-2	2191	2049	2464	99	62	75	9.2	4/24 e	--	40 s	--	--	--	--
Plainsman	2141	1890	2246	100	99	93	8.8	4/30	--	54 t	--	--	--	--
ARC98007	2104	--	--	100	--	--	9.4	4/27 l	--	47	--	--	--	--
KS9135	2091	2159	2541	99	99	83	9.0	4/28 l	--	42 s	--	--	--	--
KS3074	2083	--	--	100	--	--	9.2	4/28 l	--	46	--	--	--	--
KS3067	2054	--	--	100	--	--	9.0	4/28 l	--	43 s	--	--	--	--
KS2064	2042	1966	--	100	100	--	8.8	4/26	--	48	--	--	--	--
Sumner	1995	1961	--	100	98	--	8.8	4/24 e	--	43 s	--	--	--	--
TCI Exp 983	1862	--	--	99	--	--	9.5	4/25	--	42 s	--	--	--	--
Ceres	1719	1332	1820	100	96	77	6.0	4/27 l	--	46	--	--	--	--
Mean	2358	2199	2431	100	91	84	9.1	4/26	--	46	--	--	--	--
CV (%)	9.2	--	--	0.5	--	--	5.4	0.9	--	6.2	--	--	--	--
LSD (0.05)	354	--	--	NS	--	--	8.0	2	--	5	--	--	--	--

Bold - Superior LSD group - Differences among values in bold are not statistically significant at the 0.05 level. e - not statistically different from earliest, l - not different from latest; s - not different from shortest, t - not different from tallest. *2yr means include data from 2005 and 2006, 3yr means include data from 2004, 2005, and 2006.

State College, Pennsylvania

Greg Roth & Mary Carol Frier, Russell Larson Experiment
Farm, Centre County, Pennsylvania State University

Planted on 9/12/2005 at 6 lbs/a in 7-in. rows

Harvested: 7/7/2006

Pesticides: Treflan

Insecticides: None

Irrigation: None

Fertility: 100-0-0-8 lbs. fertilizer N-P-K-S in the spring

Previous crop: Wheat

Soil type: Hagerstown/Murrill silt loam

Elevation: 1219 ft

Latitude: 40°77N

Comments:

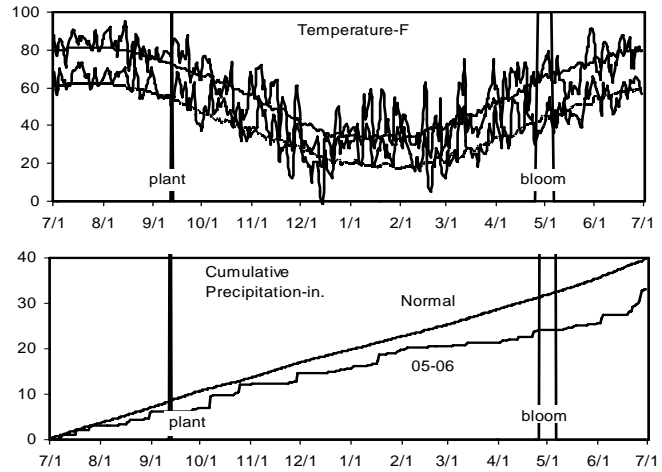


Table 15. Results from the 2006 National Winter Canola Variety Trial at State College, Pennsylvania.

Line	Yield			Winter Survival			Fall Stand	50% Bloom date	Matur-ity date	Plant Height in.	Lodg-ing %	Shatter-ing %	Test Weight lb/bu	Total Oil %
	2006	2yr	3yr	2006	2yr	3yr								
	lb/ac			%			%							
Abilene	3286	--	--	93	--	--	83	4/30	6/27	55 t	--	33	51.0	41.0
Virginia	3215	--	--	93	--	--	93	4/26 e	6/28	47 s	--	33	50.6	40.1
Jetton	3056	--	--	92	--	--	83	4/29 e	6/30	48 s	--	27	50.0	40.4
KS3074	3015	--	--	97	--	--	80	5/2 l	6/28	52	--	33	51.5	41.3
VSX-2	2994	--	--	92	--	--	82	4/30	6/26	49	--	31	50.4	41.1
Baldur	2984	--	--	95	--	--	83	4/30	7/1	51	--	33	51.0	40.0
Kronos	2983	--	--	93	--	--	66	5/1	6/29	55 t	--	30	51.6	40.2
KS3067	2955	--	--	97	--	--	83	5/1	6/30	53	--	23	51.3	40.4
KS3254	2872	--	--	97	--	--	92	5/3 l	7/1	55 t	--	23	51.6	40.4
KS3018	2868	--	--	95	--	--	83	4/30	6/27	53	--	23	51.1	40.8
KS3068	2814	--	--	95	--	--	86	5/3 l	6/28	54	--	33	51.6	40.2
KS9135	2802	--	--	97	--	--	80	5/4 l	6/29	56 t	--	27	50.7	40.5
KS3350	2777	--	--	92	--	--	76	5/2 l	6/30	50	--	23	50.6	40.5
ARC97019	2764	--	--	92	--	--	87	5/1	6/27	56 t	--	36	51.0	40.4
KS2185	2752	--	--	93	--	--	73	4/28 e	6/27	44 s	--	33	51.1	40.2
KS2064	2732	--	--	93	--	--	75	5/1	6/29	52	--	33	50.8	41.5
ARC2180-1	2725	--	--	95	--	--	83	4/29 e	7/1	54 t	--	30	50.1	38.8
Wichita	2704	--	--	95	--	--	73	5/1	6/28	52	--	27	51.3	40.6
KS9124	2664	--	--	95	--	--	83	5/4 l	7/1	53	--	27	50.3	41.5
TCI Exp 983	2658	--	--	95	--	--	83	4/30	6/29	50	--	27	50.9	40.0
Casino	2598	--	--	92	--	--	82	5/3 l	7/2	52	--	36	49.5	40.5
Rasmus	2589	--	--	95	--	--	70	4/29 e	6/29	50	--	33	48.7	39.9
ARC97018	2564	--	--	95	--	--	83	4/30	6/28	53	--	33	51.2	42.9
ARC98007	2550	--	--	95	--	--	80	5/2 l	6/30	56 t	--	27	50.2	41.0
KS7436	2533	--	--	95	--	--	72	4/28 e	6/27	53	--	21	51.7	43.5
Sumner	2495	--	--	95	--	--	66	4/26 e	6/26	48 s	--	33	51.9	40.7
Ceres	2418	--	--	93	--	--	81	5/4 l	6/28	52	--	34	52.5	39.9
ARC98015	2371	--	--	95	--	--	82	5/3 l	7/2	57 t	--	21	49.9	41.0
DSV 05100	2165	--	--	95	--	--	85	4/30	6/11	54	--	23	50.6	41.1
DSV 05102	2096	--	--	97	--	--	72	4/30	6/29	54	--	36	51.1	39.8
DSV 05101	1993	--	--	97	--	--	70	4/30	7/3	54	--	23	50.4	40.6
DSV 05103	1891	--	--	95	--	--	73	5/3 l	6/30	57 t	--	27	49.5	40.7
DSV 05104	1821	--	--	95	--	--	70	4/30	6/28	53	--	33	50.3	41.2
Plainsman	1695	--	--	97	--	--	53	5/5 l	7/4	59 t	--	23	47.4	40.3
Mean	2629	--	--	95	--	--	78	5/1	6/29	53	--	29	50.7	40.6
CV (%)	13	--	--	3	--	--	17	1	2	4	--	25	1.3	2.4
LSD (0.05)	555	--	--	NS	--	--	13	3	NS	5	--	NS	1.5	NS

Bold - Superior LSD group - Differences among values in bold are not statistically significant at the 0.05 level. e - not statistically different from earliest, l - not different from latest; s - not different from shortest, t - not different from tallest.

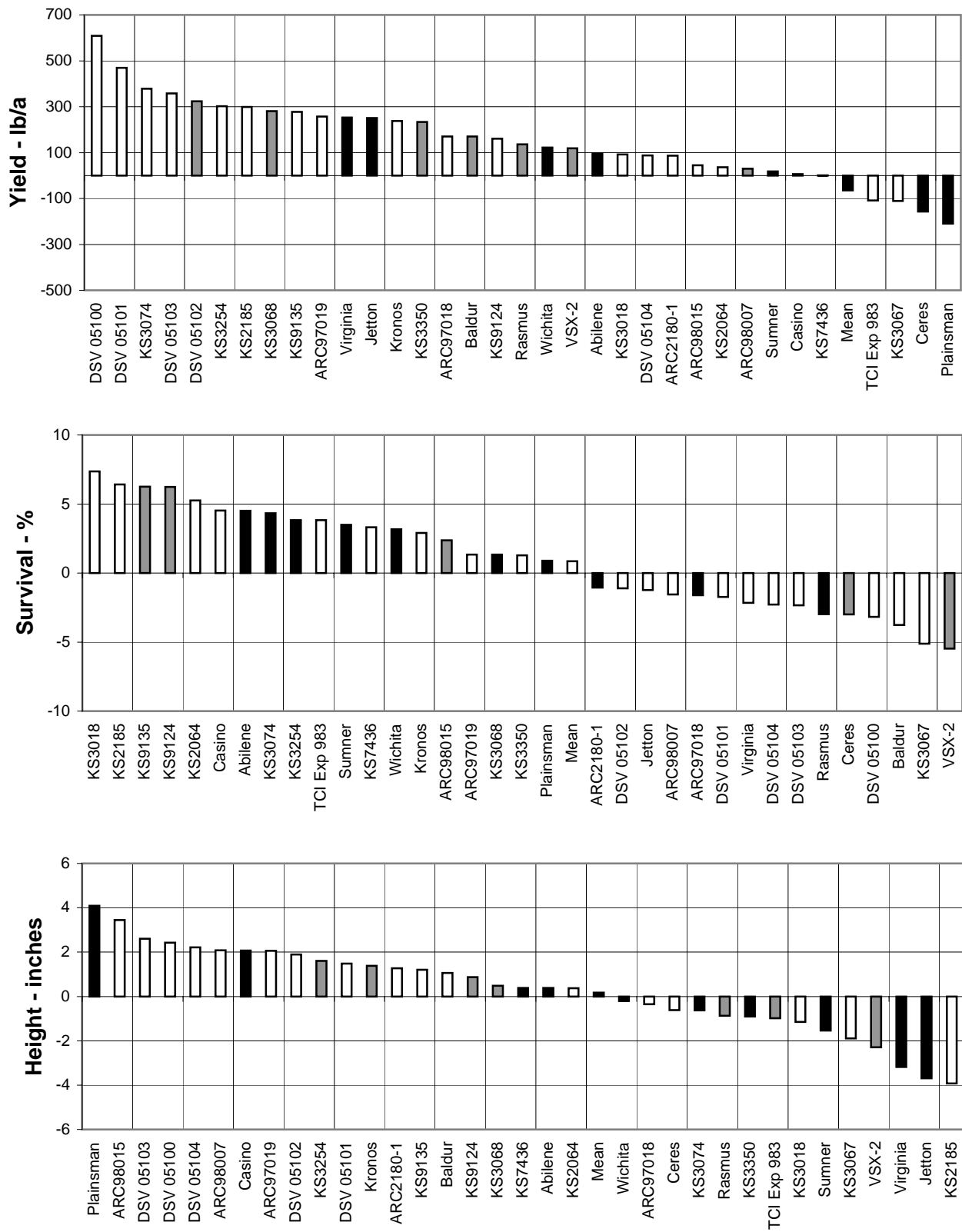
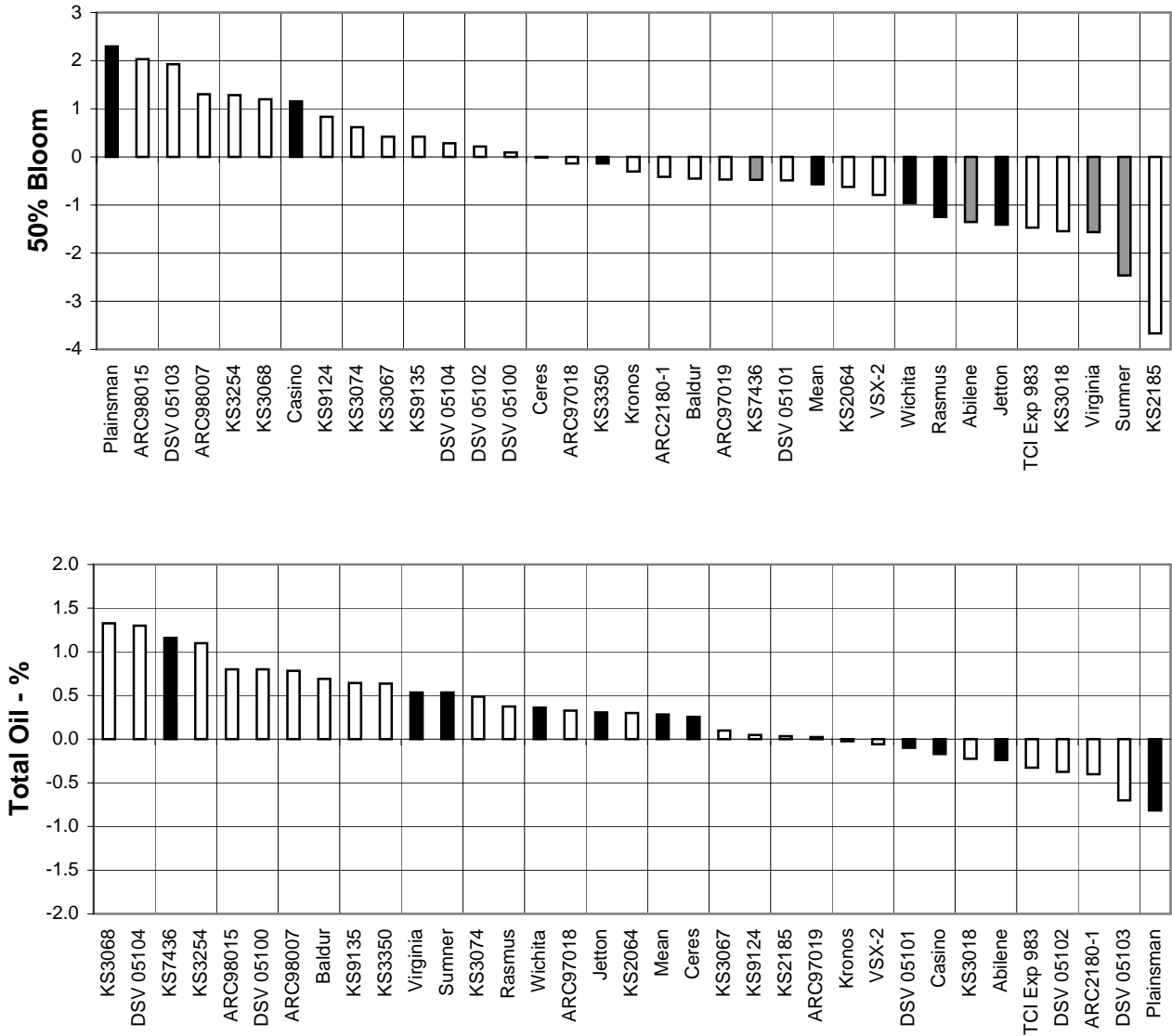


Figure 2. Midwest Winter Canola Summary, 1996-2006.



Note: Values are the averages of the differences between each cultivar and the mean of Ceres, Jetton, Plainsman, and Wichita for yield (lbs/a), winter survival (%), plant height (inches), 50% bloom date (days), and total oil content (%). The number of observations for each trait is represented by the different colors of the bars (as shown at right).




Figure 2. Midwest Winter Canola Summary, 1996-2006 (continued).

Fruita, Colorado

Calvin Pearson, Western Colorado Research Center, Colorado State University

Planted on 9/7/05 at 4.5 lbs/a in 30 in rows.

Harvested: 7/24/2006

Pesticides: Treflan 1.5pt/a

Insecticides:

Irrigation: Furrow Irrigation

Previous crop:

Fertility: 75-0-0 lbs. N-P-K fertilizer in the spring

Soil type: Youngston clay loam

Elevation: 4624 ft

Latitude: 39°10N

Comments:

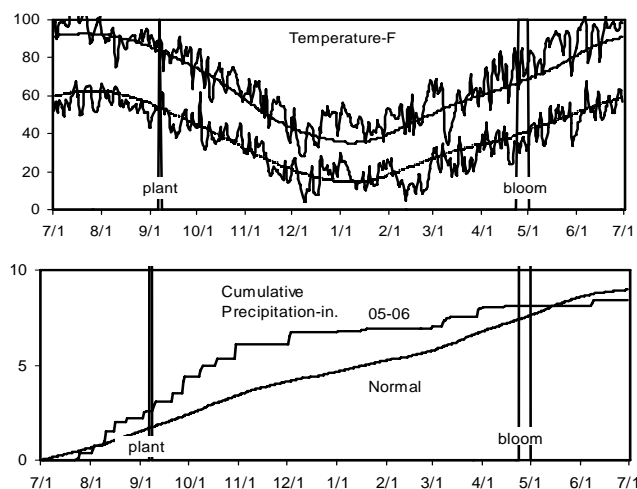


Table 16. Results from the 2006 National Winter Canola Variety Trial at Fruita, Colorado

Line	Yield			Winter Survival			Fall Stand	50% Bloom date	Matur-ity date	Plant Height in.	Lodg-ing %	Shatter-ing %	Test Weight lb/bu	Total Oil %
	2006	*2yr	3yr	2006	2yr	3yr								
DSV 05101	2556	--	--	100	--	--	9.9	4/26	--	51	3.3	0.0	50.4	40.2
Kronos	2521	2688	--	93	97	--	9.8	4/24 e	--	52 t	0.0	5.0	50.2	38.2
DSV 05100	2265	--	--	100	--	--	10.0	4/27	--	51	0.0	0.0	48.7	40.8
KS7436	2241	2164	--	100	100	--	10.0	4/25 e	--	46 s	0.0	0.0	50.8	41.6
ARC97018	2164	--	--	100	--	--	10.0	4/25 e	--	48	0.0	3.3	49.3	39.1
Abilene	2117	2158	--	100	100	--	9.9	4/26	--	49	0.0	3.3	50.3	39.5
KS2185	2102	2173	--	100	100	--	9.9	4/24 e	--	44 s	0.0	0.0	49.3	41.1
KS3254	2095	--	--	100	--	--	10.0	4/27	--	53 t	0.0	3.3	51.0	40.0
Baldur	2033	2530	--	100	100	--	10.0	4/24 e	--	50	0.0	5.0	49.4	40.2
DSV 05103	1992	--	--	100	--	--	9.8	4/26	--	51	6.7	0.0	49.6	39.7
DSV 05102	1925	--	--	100	--	--	9.9	4/26	--	50	3.3	0.0	48.8	41.0
Rasmus	1912	2451	--	100	100	--	9.8	4/24 e	--	47	0.0	5.0	46.2	39.8
KS3350	1910	--	--	100	--	--	9.9	4/25 e	--	49	0.0	1.7	49.2	40.0
KS3074	1887	--	--	100	--	--	9.9	4/26	--	51	0.0	1.7	49.7	40.1
Wichita	1828	1995	--	100	100	--	9.9	4/25 e	--	46 s	6.7	1.7	48.0	40.0
ARC2180-1	1809	2015	--	92	96	--	10.0	4/27	--	52 t	0.0	6.7	48.4	40.1
Casino	1788	1862	--	100	100	--	9.7	4/25 e	--	50	0.0	8.3	49.9	39.1
VSX-2	1785	1978	--	100	100	--	9.9	4/25 e	--	46 s	0.0	5.0	49.1	40.1
KS9135	1753	1929	--	100	100	--	10.0	4/25 e	--	50	0.0	0.0	47.0	39.2
ARC98007	1727	--	--	100	--	--	10.0	4/26	--	52 t	0.0	3.3	48.1	39.6
KS3068	1712	--	--	100	--	--	10.0	4/25 e	--	49	0.0	3.3	47.1	39.4
KS3018	1704	1855	--	100	100	--	10.0	4/25 e	--	50	6.7	1.7	48.1	33.9
ARC97019	1686	--	--	100	--	--	10.0	4/25 e	--	46 s	0.0	0.0	45.9	38.1
Sumner	1684	2026	--	100	100	--	9.8	4/24 e	--	47	0.0	3.3	47.8	39.6
TCI Exp 983	1635	--	--	100	--	--	9.9	4/27	--	49	0.0	5.0	49.3	41.6
DSV 05104	1628	--	--	100	--	--	9.9	4/26	--	50	0.0	0.0	47.6	39.7
ARC98015	1613	--	--	100	--	--	10.0	4/27	--	55 t	0.0	3.3	47.3	40.3
KS9124	1575	1716	--	100	100	--	9.8	4/26	--	49	0.0	1.7	46.9	38.7
Virginia	1564	2111	--	100	100	--	10.0	4/26	--	46 s	0.0	8.3	48.1	39.1
KS2064	1553	1661	--	100	99	--	9.8	4/25 e	--	51	0.0	6.7	47.5	37.1
KS3067	1510	--	--	100	--	--	9.9	4/25 e	--	50	11.7	5.0	48.3	39.7
Ceres	1478	2032	--	100	100	--	6.8	4/25 e	--	46 s	0.0	10.0	50.6	40.3
DKW13-86	1437	--	--	97	--	--	9.9	4/26	--	46 s	0.0	3.3	49.4	38.6
Jetton	1426	2130	--	100	100	--	10.0	4/26	--	46 s	0.0	5.0	49.1	40.1
Plainsman	1033	1315	--	100	100	--	10.0	4/30 l	--	51	0.0	8.3	46.8	37.1
DKW13-62	781	--	--	100	--	--	10.0	4/27	--	51	0.0	15.0	46.2	39.9
Mean	1790	2057	--	100	100	--	9.8	4/26	--	49	1.1	3.7	48.6	39.5
CV (%)	18	--	--	3	--	--	1.8	1	--	4	325	81.1	3.9	4.0
LSD (0.05)	514	--	--	NS	--	--	0.3	2	--	3	5.6	4.9	3.1	NS

Bold - Superior LSD group - Differences among values in bold are not statistically significant at the 0.05 level. e - not statistically different from earliest, l - not different from latest; s - not different from shortest, t - not different from tallest. *2yr means include data from 2005 and 2006.

Rocky Ford, Colorado

Abdel Berrada, Arkansas Valley Research Center, Colorado State University

Planted on 8/31/05 at 6.4 lbs/a on 30-in beds

Harvested: 6/28/2006 through mid July

Pesticides: Roundup 1 lb/a & Treflan 1.5 pt/a on 8/29/05
Select 2EC 4.5 oz/a on 9/29/05

Insecticides: Capture 2EC 2.5 oz/a to control flea beetles

Irrigation: 3 inches in fall and 5 inches in spring

Fertility: 50-0-0 lbs. N-P-K fertilizer in the fall and spring

Previous crop:

Soil type: Rocky Ford silty clay loam

Elevation: 4180 ft

Latitude: 38°3N

Comments:

Stands and fall growth were excellent. Some weed pressures may have reduced yield potential.

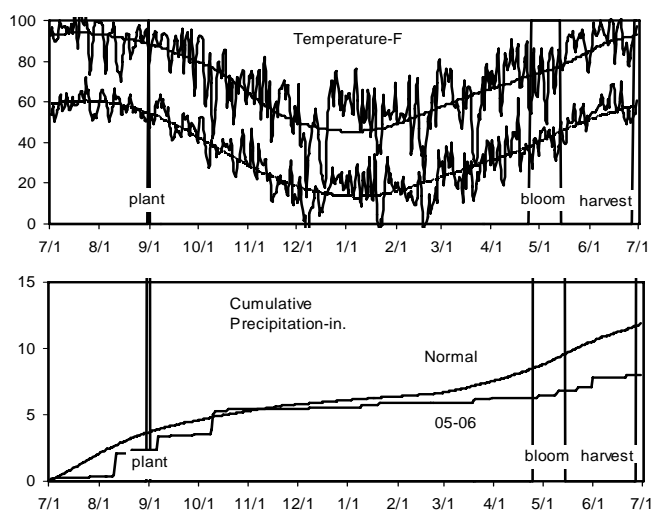


Table 17. Results from the 2006 National Winter Canola Variety Trial at Rocky Ford, Colorado

Line	Yield			Winter Survival			Fall Stand	50% Bloom date	Matur-ity date	Plant Height in.	Lodg-ing %	Shatter-ing %	Test Weight lb/bu	Total Oil %
	2006	*2yr	3yr	2006	2yr	3yr								
	lb/ac			%			0-10							
DKW13-86	3171	--	--	56	--	--	4.3	4/29	--	34	--	6.6	--	36.2
KS2064	2580	--	--	80	--	--	9.5	4/24	--	35	--	4.5	--	38.0
Ceres	2481	--	--	89	--	--	2.2	4/24	--	36	--	17.1	--	38.1
KS3067	2438	--	--	81	--	--	9.2	4/26	--	34	--	2.6	--	37.7
DSV 05103	2410	--	--	77	--	--	6.8	4/25	--	37	--	2.3	--	38.7
ARC97019	2200	--	--	53	--	--	9.3	5/12	--	37	--	12.8	--	36.3
KS3068	2188	--	--	77	--	--	9.3	4/25	--	33	--	3.1	--	37.8
Kronos	2153	--	--	80	--	--	5.8	4/24	--	36	--	16.1	--	35.8
Sumner	2141	--	--	71	--	--	8.3	4/25	--	34	--	3.5	--	36.3
KS7436	2058	--	--	67	--	--	8.3	4/26	--	33	--	8.3	--	37.0
DSV 05100	2016	--	--	58	--	--	9.5	5/11	--	35	--	3.6	--	38.2
DSV 05104	1948	--	--	65	--	--	8.0	--	--	35	--	4.9	--	36.1
KS9135	1947	--	--	80	--	--	9.3	4/25	--	36	--	14.3	--	37.1
ARC98007	1945	--	--	56	--	--	10.0	5/11	--	35	--	13.4	--	38.5
KS3254	1897	--	--	76	--	--	9.5	5/12	--	30	--	7.4	--	38.8
Plainsman	1861	--	--	86	--	--	8.2	4/25	--	35	--	2.1	--	38.3
Abilene	1852	--	--	77	--	--	9.0	5/2	--	33	--	8.6	--	38.3
Wichita	1838	--	--	60	--	--	9.5	5/3	--	33	--	2.3	--	37.9
KS3350	1665	--	--	69	--	--	10.0	4/26	--	36	--	5.0	--	31.7
KS3074	1644	--	--	78	--	--	8.8	4/26	--	32	--	2.0	--	38.5
ARC98015	1541	--	--	73	--	--	9.5	5/12	--	34	--	21.5	--	39.3
KS9124	1530	--	--	85	--	--	8.7	4/26	--	35	--	5.8	--	38.0
Baldur	1445	--	--	74	--	--	7.5	4/24	--	33	--	4.5	--	40.9
DSV 05102	1265	--	--	65	--	--	8.3	5/9	--	36	--	4.3	--	39.1
DKW13-62	1261	--	--	60	--	--	8.8	5/13	--	33	--	--	--	37.3
KS2185	1251	--	--	68	--	--	9.2	4/25	--	32	--	3.3	--	29.4
Jetton	1226	--	--	57	--	--	9.2	5/12	--	35	--	7.4	--	37.4
Rasmus	1167	--	--	67	--	--	8.7	5/1	--	32	--	2.8	--	37.0
KS3018	1125	--	--	82	--	--	9.5	4/24	--	29	--	6.0	--	33.8
DSV 05101	1111	--	--	58	--	--	8.3	5/11	--	31	--	2.4	--	35.7
Virginia	839	--	--	46	--	--	9.0	--	--	29	--	7.0	--	38.3
Casino	807	--	--	75	--	--	9.3	5/2	--	34	--	10.0	--	38.6
VSX-2	752	--	--	66	--	--	9.0	--	--	28	--	4.5	--	38.6
ARC2180-1	--	--	--	25	--	--	10.0	5/16	--	38	--	9.8	--	--
ARC97018	--	--	--	31	--	--	9.5	--	--	34	--	12.5	--	--
TCI Exp 983	--	--	--	23	--	--	9.5	--	--	36	--	--	--	--
Mean	1750	--	--	66	--	--	8.6	--	--	34	--	--	--	37.2
CV (%)	35	--	--	17	--	--	8.2	--	--	10	--	--	--	5.5
LSD (0.07)	1036	--	--	15	--	--	5.9	--	--	NS	--	--	--	4.2

Bold - Superior LSD group - Differences among values in bold are not statistically significant at the 0.05 level. e - not statistically different from earliest, l - not different from latest; s - not different from shortest, t - not different from tallest.

Colby, Kansas

Robert Aiken, NWREC Crops Program, Kansas State University
 Planted on 8/22/05 at 5 lbs/a in 12-in. rows
 Harvested: 6/28/2006
 Pesticides: 3 oz/a Select on 9/12/05 and 2 pt/a Poast on 10/17/05
 Irrigation: 3.95 inches in the fall and 6.75 inches in the spring
 Fertility: 68-30-0 lbs. N-P-K fertilizer in the fall
 Previous crop: Wheat
 Soil type: Keith silt loam
 Elevation: 3170 ft
 Latitude: 39°29N
 Comments:

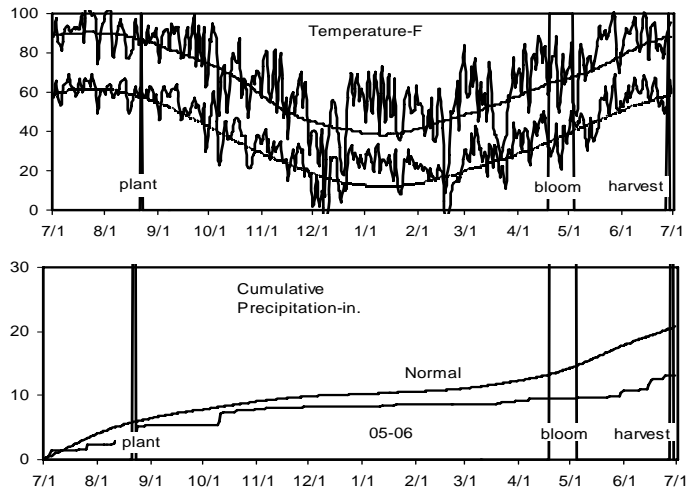


Table 18. Results from the 2006 National Winter Canola Variety Trial at Colby, Kansas.

Line	Yield			Winter Survival			Fall Stand	50% Bloom date	Maturity date	Plant Height in.	Lodging %	Shattering %	Test Weight lb/bu	Total Oil %
	2006	*2yr	3yr	2006	2yr	3yr								
	lb/ac			%			%	date	date	in.	%	%	lb/bu	%
VSX-2	1082	811	--	67	52	--	83	4/24	--	--	--	--	47	36.8
Jetton	949	754	1020	72	48	65	88	4/26	--	--	--	--	47	35.7
KS3067	903	--	--	70	--	--	77	4/23 e	--	--	--	--	48	35.7
KS9124	854	680	--	72	68	--	80	4/27	--	--	--	--	47	34.8
KS3254	812	--	--	65	--	--	80	4/28	--	--	--	--	47	36.0
KS3068	811	--	--	78	--	--	77	4/26	--	--	--	--	49	35.0
ARC98007	799	--	--	63	--	--	88	4/26	--	--	--	--	46	35.9
KS3350	797	--	--	70	--	--	87	4/24	--	--	--	--	46	34.2
Baldur	789	--	--	70	--	--	83	4/23 e	--	--	--	--	47	35.8
ARC97018	765	--	--	65	--	--	82	4/24	--	--	--	--	47	35.4
Wichita	764	789	849	75	72	81	77	4/24	--	--	--	--	49	35.0
KS3074	737	--	--	72	--	--	88	4/24	--	--	--	--	48	35.8
DSV 05102	728	--	--	65	--	--	93	4/28	--	--	--	--	46	34.4
DSV 05100	695	--	--	60	--	--	87	4/26	--	--	--	--	46	35.3
Virginia	693	--	--	72	--	--	75	4/25	--	--	--	--	47	34.9
Plainsman	678	522	517	67	70	80	78	5/1 l	--	--	--	--	44	33.4
KS9135	677	655	--	62	62	--	78	4/23 e	--	--	--	--	48	34.8
ARC2180-1	667	--	--	62	--	--	88	4/26	--	--	--	--	46	35.3
KS2064	649	--	--	77	--	--	83	4/23 e	--	--	--	--	47	34.7
ARC97019	610	--	--	67	--	--	90	4/25	--	--	--	--	46	35.2
KS2185	606	--	--	65	--	--	77	4/21 e	--	--	--	--	48	36.1
ARC98015	586	--	--	62	--	--	83	4/27	--	--	--	--	47	35.8
KS3018	578	--	--	78	--	--	80	4/20 e	--	--	--	--	46	33.4
Casino	497	752	897	72	63	75	87	4/28	--	--	--	--	44	34.9
Kronos	490	--	--	67	--	--	60	4/27	--	--	--	--	47	34.7
Sumner	481	748	748	70	64	75	80	4/22 e	--	--	--	--	48	35.0
Abilene	457	913	803	68	65	75	80	4/24	--	--	--	--	44	35.4
TCI Exp 983	413	--	--	60	--	--	88	4/23 e	--	--	--	--	44	39.2
Rasmus	409	515	--	60	55	--	80	4/25	--	--	--	--	43	35.2
DKW13-86	399	--	--	57	--	--	88	4/29 l	--	--	--	--	47	35.4
DSV 05101	363	--	--	65	--	--	88	4/25	--	--	--	--	43	37.0
KS7436	351	452	889	47	42	61	78	4/26	--	--	--	--	46	36.3
DSV 05104	351	--	--	60	--	--	80	4/29 l	--	--	--	--	43	35.2
DSV 05103	345	--	--	57	--	--	92	5/1 l	--	--	--	--	44	34.8
DKW13-62	269	--	--	52	--	--	83	5/1 l	--	--	--	--	44	36.6
Ceres	---	277	371	47	52	65	52	4/29 l	--	--	--	--	---	34.0
Mean	630	579	776	65	55	69	82	4/26	--	--	--	--	46	35.4
CV (%)	36	--	--	16	--	--	9	2	--	--	--	--	4	2.0
LSD (0.05)	370	--	--	17	--	--	12	3	--	--	--	--	3	1.5

Bold - Superior LSD group - Differences among values in bold are not statistically significant at the 0.05 level. e - not statistically different from earliest, l - not different from latest; s - not different from shortest, t - not different from tallest. *2yr means include data from 2004 and 2006, 3yr means include data from 2003, 2004, and 2006

Hutchinson, Kansas

William Heer & Victor Martin, South Central Experiment Field,
Kansas State University

Planted on 9/16/05 at 5 lbs/a in 8-in rows.

Harvested: 6/20/2006

Pesticides: Treflan

Insecticides: Warrior

Irrigation: None

Fertility: 25-40-0 lbs N-P-K fertilizer in the fall

75-0-0 lbs N-P-K fertilizer in the spring

Soil type: Ost silt loam

Elevation: 1570 ft

Latitude: 37°56N

Comments:

Dry conditions at planting reduced stands. Plants were able to compensate with branching. Plants were reduced in height due to low rainfall.

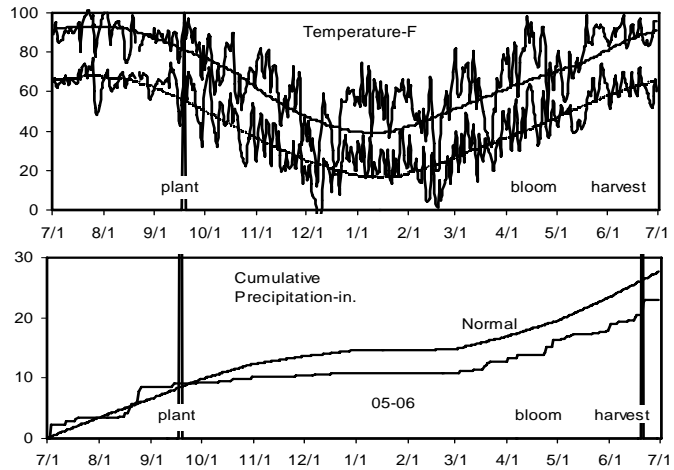


Table 19. Results from the 2006 National Winter Canola Variety Trial at Hutchinson, Kansas.

Line	Yield			Winter Survival			Fall Stand	50% Bloom date	Maturity date	Plant Height in.	**Re-growth %	Shatter-ing %	Test Weight lb/bu	Total Oil %
	2006	*2yr	3yr	2006	2yr	3yr								
	lb/ac			%			0-10							
ARC97019	1673	--	--	100	--	--	8.3	--	--	36 t	0.0	2.7	50.2	37.7
ARC98015	1582	--	--	100	--	--	7.3	--	--	35	5.7	4.0	51.2	36.4
KS9124	1563	1493	2006	100	100	100	6.0	--	--	37 t	1.7	2.7	51.2	36.8
Virginia	1516	1399	1968	100	99	99	7.0	--	--	35	1.7	3.0	50.4	36.2
DSV 05100	1426	--	--	97	--	--	7.0	--	--	34 s	2.7	0.7	51.6	37.0
KS3254	1425	--	--	100	--	--	7.0	--	--	34 s	3.7	1.0	51.6	37.3
Baldur	1418	1260	--	99	99	--	6.3	--	--	36 t	4.0	4.0	51.1	38.1
Kronos	1394	1373	2003	100	100	100	5.7	--	--	39 t	0.0	6.7	50.9	36.3
Wichita	1352	1334	1992	100	100	100	8.0	--	--	31 s	2.0	6.7	51.6	36.6
KS3074	1341	--	--	100	--	--	6.3	--	--	37 t	0.7	3.0	52.5	36.0
KS3350	1340	--	--	100	--	--	8.3	--	--	33 s	2.7	5.3	50.6	36.4
KS3018	1333	--	--	100	--	--	7.7	--	--	35	2.3	4.3	49.4	35.7
ARC97018	1311	--	--	99	--	--	7.7	--	--	33 s	1.0	4.3	50.4	37.3
KS2064	1301	1255	1255	99	99	99	6.0	--	--	36 t	1.0	10.0	50.6	36.7
KS9135	1300	1287	1869	100	100	100	6.3	--	--	40 t	4.3	3.0	51.5	35.3
KS7436	1295	1278	2132	100	100	100	5.3	--	--	33 s	0.3	1.0	51.2	37.7
KS3068	1295	--	--	100	--	--	6.7	--	--	34 s	2.0	3.0	50.8	36.3
KS3067	1286	--	--	100	--	--	6.3	--	--	36 t	1.7	1.3	51.9	37.2
ARC2180-1	1284	1239	--	99	99	--	8.0	--	--	36 t	3.7	3.0	50.2	35.6
VSX-2	1276	1231	1899	100	98	98	7.7	--	--	32 s	1.0	2.7	48.5	37.1
ARC98007	1276	--	--	99	--	--	7.7	--	--	34 s	5.7	2.7	50.7	36.8
DSV 05102	1261	--	--	100	--	--	6.3	--	--	38 t	6.0	0.3	51.0	36.5
Abilene	1247	1303	1899	100	100	100	5.3	--	--	37 t	1.3	4.0	51.1	36.0
DSV 05103	1179	--	--	100	--	--	6.3	--	--	39 t	8.3	0.7	51.0	36.4
Casino	1156	--	--	100	--	--	6.7	--	--	35	5.7	3.0	50.4	36.0
Jetton	1155	1160	2090	100	100	100	7.0	--	--	30 s	2.0	3.7	50.3	36.8
KS2185	1112	1169	--	100	100	--	7.0	--	--	31 s	4.3	6.0	49.9	36.4
DKW13-86	1079	1076	1736	96	98	98	6.0	--	--	31 s	1.0	1.3	52.3	36.9
Plainsman	1051	1066	1588	100	100	100	5.7	--	--	38 t	13.3	0.7	50.4	35.0
DKW13-62	1043	1057	1529	95	96	97	5.3	--	--	37 t	3.0	3.7	50.7	37.2
Ceres	1009	945	1531	100	100	100	2.3	--	--	36 t	0.0	1.3	50.8	34.0
DSV 05101	973	--	--	99	--	--	7.0	--	--	35	9.0	0.3	50.0	37.2
Rasmus	947	1008	1685	100	100	100	5.7	--	--	32 s	8.3	1.3	48.7	36.3
DSV 05104	937	--	--	98	--	--	7.0	--	--	35	20.0	0.3	51.6	37.1
Sumner	896	967	1656	100	100	100	4.7	--	--	31 s	0.0	8.7	49.7	37.2
TCI Exp 983	843	--	--	93	--	--	7.0	--	--	33 s	15.3	2.3	50.7	40.1
Mean	1247	1205	1769	99	99	100	6.6	--	--	35	4.0	3.1	50.8	36.6
CV (%)	18	--	--	2	--	--	18.2	--	--	7	102.0	94.3	1.8	1.8
LSD (0.05)	360	--	--	3	--	--	1.9	--	--	4	6.7	4.8	1.5	1.5

Bold - Superior LSD group - Differences among values in bold are not statistically significant at the 0.05 level. e - not statistically different from earliest, l - not different from latest; s - not different from shortest, t - not different from tallest. *2yr means include data from 2005 and 2006, 3yr means include data from 2004, 2005, and 2006. **Regrowth was rated as percentage of plants with new growth at harvest.

Columbia, Missouri

Howard Mason, Crop Performance Testing, University of Missouri

Planted on 10/3/2005 at 8lbs/a in 7-in. rows

Harvested: 6/20/2006

Pesticides: None

Insecticides: None

Irrigation: None

Fertility: 90-0-0 lbs. N-P-K fertilizer

Previous crop: Wheat

Soil type: Mexico silt loam

Elevation: 870 ft

Latitude: 38°32N

Comments:

Planting date was later than normal. Very dry conditions at planting resulted in poor stands. Dry conditions persisted from November to February and rainfall totaled 3.5 inches.

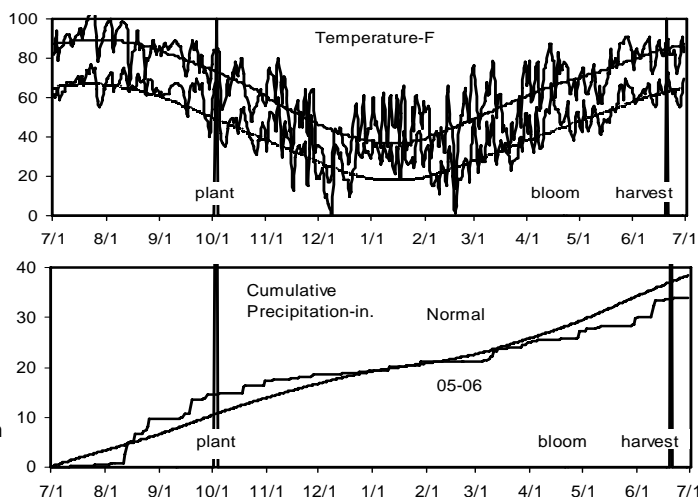


Table 20. Results from the 2006 National Winter Canola Variety Trial at Columbia, Missouri.

Line	Yield			Winter Survival			Fall Stand	50% Bloom date	Matur-ity date	Plant Height in.	Lodg-ing %	Shatter-ing %	Test Weight lb/bu	Total Oil %
	2006	*2yr	3yr	2006	2yr	3yr								
	lb/ac			%			0-10							
KS3350	511	--	--	62	--	--	3.2	--	--	36 t	3	--	--	35.2
Abilene	486	620	791	55	67	74	3.7	--	--	37 t	13	--	--	36.1
ARC97019	427	--	--	47	--	--	5.5	--	--	37 t	10	--	--	37.6
KS3068	379	--	--	58	--	--	6.0	--	--	38 t	12	--	--	37.4
KS3074	334	--	--	47	--	--	4.0	--	--	35 t	7	--	--	37.5
Wichita	314	502	738	53	62	72	3.0	--	--	35 t	13	--	--	35.2
KS3018	311	--	--	63	--	--	4.0	--	--	36 t	10	--	--	34.3
Sumner	299	557	665	55	61	70	5.2	--	--	34 t	7	--	--	35.0
KS2185	290	541	--	65	69	--	3.0	--	--	31 t	13	--	--	35.2
Kronos	285	552	775	35	45	59	3.7	--	--	39 t	18	--	--	35.0
KS9135	285	660	847	63	69	77	4.2	--	--	38 t	12	--	--	36.0
Baldur	277	570	--	63	61	--	3.3	--	--	37 t	13	--	--	38.1
KS7436	263	447	784	28	45	61	4.3	--	--	35 t	7	--	--	36.9
ARC98015	257	--	--	73	--	--	5.2	--	--	40 t	7	--	--	35.3
Jetton	257	419	691	38	44	55	3.3	--	--	33 t	10	--	--	38.1
ARC98007	256	--	--	43	--	--	2.7	--	--	38 t	17	--	--	36.4
Casino	244	564	733	50	61	70	4.7	--	--	35 t	8	--	--	36.2
VSX-2	234	373	703	65	56	67	3.0	--	--	35 t	15	--	--	36.2
Virginia	225	477	761	52	52	62	2.8	--	--	34 t	8	--	--	38.0
KS3067	221	--	--	53	--	--	2.5	--	--	38 t	12	--	--	37.6
ARC97018	157	--	--	30	--	--	3.8	--	--	38 t	13	--	--	37.1
KS2064	154	463	--	55	66	--	3.7	--	--	35 t	18	--	--	36.2
Rasmus	154	365	824	40	53	78	2.8	--	--	34 t	27	--	--	35.0
KS9124	152	568	1292	50	63	85	3.0	--	--	37 t	3	--	--	35.5
ARC2180-1	150	--	--	38	--	--	3.8	--	--	38 t	3	--	--	35.4
DSV 05101	147	--	--	47	--	--	2.3	--	--	37 t	27	--	--	31.2
DSV 05103	134	--	--	43	--	--	4.3	--	--	36 t	15	--	--	35.6
DSV 05100	108	--	--	37	--	--	4.5	--	--	25	8	--	--	40.1
Plainsman	100	250	494	58	63	73	3.7	--	--	38 t	0	--	--	34.9
KS3254	94	--	--	33	--	--	4.3	--	--	36 t	5	--	--	37.8
DSV 05102	67	--	--	45	--	--	4.2	--	--	38 t	13	--	--	36.4
DSV 05104	48	--	--	43	--	--	1.8	--	--	11 s	7	--	--	33.8
Ceres	32	219	506	42	53	63	3.5	--	--	23 s	0	--	--	36.9
TCI Exp 983	32	--	--	27	--	--	2.7	--	--	24	0	--	--	36.6
Mean	235	490	650	49	57	66	3.7	--	--	34	10	--	--	36.1
CV (%)	76.4	--	--	46	--	--	36.4	--	--	21	76	--	--	4.0
LSD (0.05)	NS	--	--	NS	--	--	NS	--	--	12	13	--	--	NS

Bold - Superior LSD group - Differences among values in bold are not statistically significant at the 0.05 level. e - not statistically different from earliest, l - not different from latest; s - not different from shortest, t - not different from tallest. *2yr means include data from 2005 and 2006, 3yr means include data from 2004, 2005, and 2006.

Lincoln, Nebraska

Lenis Nelson, University of Nebraska

Planted on 9/14/05 at 5 lbs/a in 9-in rows.

Harvested: 7/10/2006

Pesticides: Treflan 1.5pt/a

Insecticides:

Irrigation: None

Fertility: 55-50-0 lbs. N-P-K fertilizer in the fall

Previous Crop:

Soil type: Sharpsburg soil series

Elevation: 1217 ft

Latitude: 48°8N

Comments:

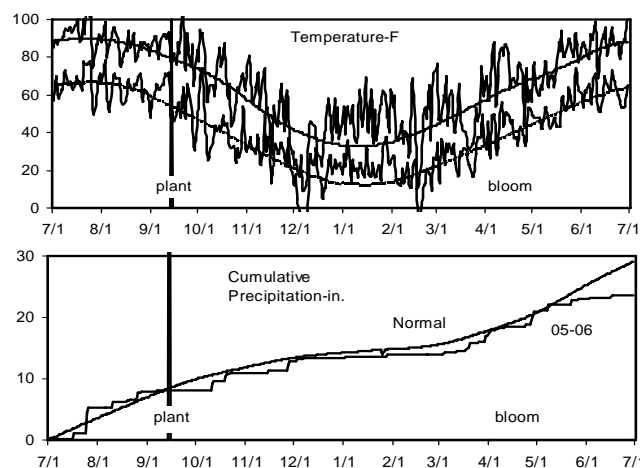


Table 21. Results from the 2006 National Winter Canola Variety Trial at Lincoln, Nebraska.

Line	Yield			Winter Survival			Fall Stand	50% Bloom	Matur-ity	Plant Height	Lodg-ing	Shatter-ing	Test Weight	Total Oil
	2006	*2yr	3yr	2006	**2yr	3yr								
	lb/ac			%			0-10	date	date	in.	%	%	lb/bu	%
KS9124	3150	2663	2429	--	100	98	8.2	--	--	50 t	--	1.7	51.1	36.3
KS3254	2997	--	--	--	--	--	8.5	--	--	50 t	--	1.7	49.2	37.2
Abilene	2798	2397	2303	--	97	96	8.8	--	--	49	--	2.3	49.9	35.2
DSV 05102	2707	--	--	--	--	--	9.7	--	--	49	--	1.7	49.8	35.7
DSV 05103	2647	--	--	--	--	--	9.2	--	--	50 t	--	1.3	48.6	36.5
KS7436	2558	2212	2304	--	100	100	9.0	--	--	47	--	1.7	49.8	37.5
Jetton	2553	2214	2083	--	100	99	8.7	--	--	45 s	--	1.3	48.6	34.5
KS3018	2543	2123	--	--	100	--	9.3	--	--	49	--	2.0	48.2	34.5
KS3068	2502	--	--	--	--	--	9.2	--	--	50 t	--	2.7	49.5	36.0
ARC98015	2477	--	--	--	--	--	9.7	--	--	52 t	--	2.0	49.0	36.3
KS3074	2461	--	--	--	--	--	8.8	--	--	48	--	3.7	48.9	35.3
Virginia	2446	2201	2201	--	97	--	8.3	--	--	45 s	--	1.0	49.1	35.3
ARC98007	2446	--	--	--	--	--	9.3	--	--	52 t	--	2.7	49.2	36.1
KS9135	2442	2170	2230	--	100	96	8.8	--	--	53 t	--	4.0	48.4	34.3
ARC2180-1	2425	2182	--	--	100	--	9.3	--	--	49	--	2.0	47.4	35.3
KS3350	2416	--	--	--	--	--	9.2	--	--	48	--	1.7	49.2	35.2
Sumner	2406	2065	2040	--	98	95	8.5	--	--	48	--	1.3	50.2	35.5
KS2185	2373	2093	--	--	100	--	9.2	--	--	41 s	--	1.0	49.5	36.3
Casino	2356	2051	2013	--	100	97	8.5	--	--	48	--	2.3	48.1	35.0
Wichita	2345	2002	2043	--	100	99	9.5	--	--	46	--	3.3	49.1	34.7
DSV 05100	2283	--	--	--	--	--	9.3	--	--	49	--	0.3	48.5	36.0
DSV 05101	2280	--	--	--	--	--	9.0	--	--	48	--	1.3	48.4	35.0
Plainsman	2271	1896	1770	--	100	99	8.3	--	--	54 t	--	2.3	48.6	35.3
Baldur	2266	2120	--	--	100	--	9.3	--	--	51 t	--	1.3	49.8	36.9
KS2064	2250	1893	--	--	--	--	8.8	--	--	48	--	1.3	49.5	36.5
VSX-2	2197	1988	2135	--	98	97	7.2	--	--	46	--	0.3	49.3	35.9
Kronos	2187	1937	2171	--	100	99	9.3	--	--	50 t	--	2.0	49.3	35.2
ARC97019	2142	--	--	--	--	--	8.7	--	--	49	--	1.0	48.5	34.4
Ceres	2022	1788	1796	--	100	95	3.7	--	--	53 t	--	2.3	49.0	35.8
Rasmus	1972	1851	1767	--	98	87	8.5	--	--	47	--	0.7	47.3	--
KS3067	1844	--	--	--	--	--	9.8	--	--	46	--	2.0	49.0	36.4
DKW13-86	1757	1612	1723	--	100	99	8.7	--	--	42 s	--	1.3	49.2	36.2
DKW13-62	1752	1589	1607	--	100	100	8.0	--	--	48	--	2.3	49.3	--
ARC97018	1745	--	--	--	--	--	9.5	--	--	48	--	1.3	48.0	35.1
DSV 05104	1568	--	--	--	--	--	8.5	--	--	47	--	2.7	48.7	37.5
TCI Exp 983	1218	--	--	--	--	--	8.3	--	--	41 s	--	3.0	49.5	39.6
Mean	2303	1707	1780	--	99	97	9.6	--	--	48	--	1.9	49.1	35.9
CV (%)	17	--	--	--	--	--	8.7	--	--	6	--	78.4	1.8	1.5
LSD (0.05)	794	--	--	--	--	--	1.4	--	--	4	--	NS	NS	1.4

Bold - Superior LSD group - Differences among values in bold are not statistically significant at the 0.05 level. e - not statistically different from earliest, l - not different from latest; s - not different from shortest, t - not different from tallest. *2yr means include data from 2005 and 2006, 3yr means include data from 2004, 2005, and 2006. **2yr means include data from 2004 and 2005, 3yr means include data from 2003, 2004, and 2005.

Chickasha, Oklahoma

Don Hooper, South Central Research Station, Oklahoma State University

Planted on 9/21/05 at 5 lbs/a in 8-in. rows

Harvested: 6/6/2006

Pesticides: None

Insecticides: None

Irrigation: None

Fertility: 120-0-0-20 lbs. N-P-K-S fertilizer

Previous crop: Wheat

Soil type:

Elevation: 1150 ft

Latitude: 35°3N

Comments:

Dry conditions from November to June caused significant reductions in yield. A secondary bloom in late spring further reduced yield.

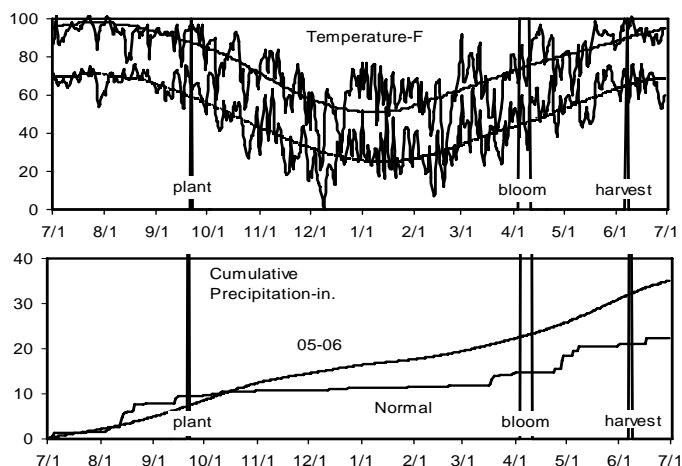


Table 22. Results from the 2006 National Winter Canola Variety Trial at Chickasha, Oklahoma.

Line	Yield			Winter Survival			Fall Stand	50% Bloom date	Maturity date	Plant Height in.	*Regrowth %	Shattering %	Test Weight lb/bu	Total Oil %
	2006	2yr	3yr	2006	2yr	3yr								
	lb/ac			%										
DKW13-62	599	--	--	99	--	--	8.7	4/10	--	41	63	--	48.0	--
ARC2180-1	547	--	--	100	--	--	8.3	4/6	--	39	40	--	45.9	--
KS9135	542	--	--	98	--	--	8.3	4/7	--	39	40	--	47.1	--
KS7436	521	--	--	93	--	--	8.3	4/9	--	42	60	--	47.5	--
ARC97018	514	--	--	100	--	--	8.3	4/9	--	41	73	--	46.8	--
Baldur	511	--	--	100	--	--	8.3	4/7	--	39	53	--	45.3	--
Kronos	508	--	--	100	--	--	9.0	4/7	--	43	60	--	43.8	--
Wichita	480	--	--	100	--	--	8.7	4/9	--	42	40	--	46.3	--
ARC98015	474	--	--	99	--	--	8.3	4/8	--	41	57	--	45.2	--
ARC98007	464	--	--	100	--	--	8.3	4/7	--	45	30	--	45.9	--
TCI Exp 983	456	--	--	99	--	--	8.0	4/8	--	41	77	--	47.3	--
Jetton	438	--	--	100	--	--	8.7	4/8	--	38	67	--	45.1	--
VSX-2	431	--	--	99	--	--	8.3	4/5	--	41	37	--	43.6	--
Virginia	431	--	--	91	--	--	8.7	4/10	--	42	73	--	47.6	--
Rasmus	425	--	--	99	--	--	7.7	4/7	--	40	37	--	46.6	--
KS3074	422	--	--	100	--	--	7.0	4/8	--	41	57	--	46.6	--
ARC97019	407	--	--	100	--	--	9.0	4/6	--	42	67	--	45.0	--
KS9124	406	--	--	99	--	--	8.3	4/8	--	41	57	--	43.6	--
KS3068	399	--	--	99	--	--	8.3	4/9	--	41	60	--	46.2	--
DSV 05103	374	--	--	99	--	--	9.0	4/4	--	40	80	--	45.0	--
KS3350	363	--	--	99	--	--	8.7	4/6	--	43	53	--	45.0	--
KS3067	359	--	--	97	--	--	8.0	4/9	--	43	43	--	45.7	--
Abilene	327	--	--	99	--	--	8.3	4/9	--	40	70	--	47.2	--
Casino	323	--	--	97	--	--	8.0	4/8	--	43	87	--	46.2	--
DKW13-86	308	--	--	100	--	--	8.7	4/6	--	43	53	--	45.5	--
KS2064	307	--	--	94	--	--	8.3	4/8	--	40	67	--	46.4	--
DSV 05104	291	--	--	99	--	--	7.7	4/6	--	41	53	--	44.0	--
DSV 05102	283	--	--	99	--	--	8.3	4/6	--	40	38	--	44.5	--
DSV 05100	261	--	--	98	--	--	9.0	4/8	--	38	63	--	44.0	--
Plainsman	255	--	--	99	--	--	8.0	4/6	--	35	48	--	46.6	--
KS3254	246	--	--	99	--	--	8.3	4/8	--	41	47	--	46.5	--
KS2185	228	--	--	98	--	--	7.3	4/10	--	38	57	--	47.3	--
DSV 05101	219	--	--	99	--	--	7.3	4/7	--	38	70	--	46.5	--
Sumner	205	--	--	99	--	--	7.0	4/8	--	39	68	--	45.7	--
KS3018	203	--	--	98	--	--	8.3	4/8	--	38	63	--	44.5	--
Ceres	177	--	--	99	--	--	6.0	4/9	--	38	50	--	46.6	--
Mean	385	--	--	99	--	--	8.2	4/8	--	40	57	--	45.8	--
CV (%)	46	--	--	3	--	--	12.6	3	--	10	47	--	4.7	--
LSD (0.05)	NS	--	--	NS	--	--	NS	NS	--	NS	NS	--	NS	--

Bold - Superior LSD group - Differences among values in bold are not statistically significant at the 0.05 level. e - not statistically different from earliest, l - not different from latest; s - not different from shortest, t - not different from tallest. *Regrowth was rated as percentage of plants with new growth at harvest.

Enid, Oklahoma

John Lamle, Gene McVey, & Van Schuermann, Johnston Seed Company

Planted on 9/20/05 at 5 lbs/a in 8-in. rows

Harvested: 6/7/2006

Pesticides: Assure II

Insecticides: Lorsban for aphid control

Fertility: 27-65-0 lbs. N-P-K fertilizer in the fall
120 lbs. N-P-K fertilizer in the spring

Previous crop: Millet

Soil type: Silt loam

Elevation: 1227 ft

Latitude: 36°26N

Comments:

Stands were reduced at planting because of a dry seed bed. Despite dry conditions in early spring, varieties were able to compensate for the reduced stands, resulting in a respectable yield. Minimal green regrowth observed.

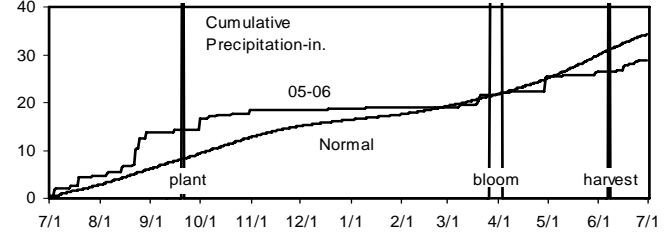
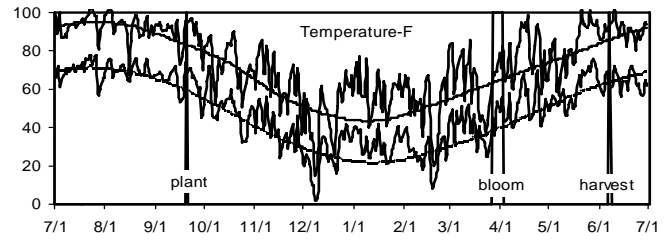


Table 23. Results from the 2006 National Winter Canola Variety Trial at Enid, Oklahoma.

Line	Yield			Winter Survival			Fall Stand	50% Bloom date	Matur-ity date	Plant Height in.	Lodg-ing %	Shatter-ing %	Test Weight lb/bu	Total Oil %
	2006	*2yr	3yr	2006	2yr	3yr								
	lb/ac			%			0-10							
ARC98007	1565	--	--	98.3	--	--	6.7	4/5	--	47 t	--	--	52.2	35.6
KS3074	1527	--	--	96.0	--	--	5.7	4/4	--	44	--	--	52.2	34.7
ARC97019	1474	--	--	96.0	--	--	6.7	4/5	--	46	--	--	51.6	33.1
ARC97018	1401	--	--	92.7	--	--	7.0	3/30 e	--	44	--	--	50.9	33.6
Sumner	1316	1111	--	98.3	98	--	5.0	3/31	--	37 s	--	--	52.0	35.2
DSV 05100	1313	--	--	95.0	--	--	6.0	4/6	--	45 t	--	--	51.9	34.2
KS3067	1294	--	--	91.7	--	--	5.3	4/6	--	43	--	--	52.1	34.3
KS3068	1279	--	--	98.3	--	--	5.0	4/8	--	43	--	--	53.0	33.7
Abilene	1279	1278	--	100.0	99	--	3.0	4/3	--	45 t	--	--	51.6	34.0
KS9135	1261	1205	--	99.3	97	--	4.7	4/6	--	50 t	--	--	52.5	34.2
DSV 05102	1244	--	--	95.0	--	--	5.0	4/8	--	49 t	--	--	52.9	33.6
KS2185	1198	1341	--	96.7	98	--	5.3	3/27 e	--	38 s	--	--	50.4	34.9
KS2064	1184	1187	--	96.0	97	--	4.7	4/5	--	47 t	--	--	51.4	34.5
Wichita	1169	1253	--	96.0	97	--	5.0	4/2	--	42 s	--	--	52.3	33.5
DSV 05103	1144	--	--	94.3	--	--	5.7	4/6	--	49 t	--	--	52.8	34.8
KS3018	1137	--	--	98.3	--	--	4.0	3/30 e	--	41 s	--	--	51.1	33.6
TCI Exp 983	1087	--	--	96.7	--	--	6.0	3/30 e	--	45 t	--	--	52.0	37.7
KS3350	1077	--	--	98.3	--	--	5.0	4/4	--	45 t	--	--	50.2	33.7
KS9124	1075	1204	--	98.3	97	--	5.3	4/8	--	44	--	--	51.7	33.7
Jetton	1050	940	--	91.0	94	--	5.3	4/2	--	39	--	--	51.1	33.4
DKW13-86	1028	964	--	93.3	95	--	6.3	4/5	--	40 s	--	--	52.6	33.3
Baldur	1019	996	--	96.0	91	--	3.7	4/5	--	40	--	--	52.9	34.1
KS7436	1016	1065	--	99.3	97	--	4.3	4/4	--	41 s	--	--	51.9	35.4
KS3254	1016	--	--	97.7	--	--	4.7	4/8	--	45 t	--	--	51.4	33.8
Rasmus	1010	1114	--	97.7	96	--	2.7	4/3	--	41 s	--	--	48.7	34.2
ARC2180-1	987	967	--	95.0	95	--	7.7	4/2	--	43	--	--	50.5	34.0
ARC98015	986	--	--	97.7	--	--	5.3	4/6	--	47 t	--	--	52.4	33.2
Virginia	983	916	--	90.0	93	--	6.0	4/5	--	40 s	--	--	49.8	32.0
VSX-2	948	940	--	97.0	97	--	5.7	4/4	--	37 s	--	--	50.6	32.8
DKW13-62	930	874	--	92.0	94	--	4.7	4/12 l	--	45 t	--	--	52.7	32.6
Kronos	910	804	--	91.7	93	--	3.7	4/7	--	45 t	--	--	50.6	33.9
Plainsman	842	1019	--	98.3	95	--	3.7	4/11 l	--	46 t	--	--	51.9	33.6
DSV 05101	838	--	--	88.3	--	--	4.0	4/8	--	44	--	--	51.4	33.0
Casino	820	--	--	97.7	--	--	4.7	4/9 l	--	44	--	--	51.5	32.0
DSV 05104	810	--	--	88.3	--	--	5.3	4/10 l	--	44	--	--	52.5	34.5
Ceres	699	760	--	96.7	94	--	2.3	4/5	--	40 s	--	--	51.7	32.9
Mean	1104	1036	--	96	95	--	5	4/5	--	43	--	--	51.6	33.9
CV (%)	17	--	--	4.8	--	--	30	2	--	7	--	--	1.5	2.5
LSD (0.05)	312	--	--	NS	--	--	2.5	3	--	5	--	--	1.3	1.7

Bold - Superior LSD group - Differences among values in bold are not statistically significant at the 0.05 level. e - not statistically different from earliest, l - not different from latest; s - not different from shortest, t - not different from tallest. *2yr means include data from 2005 and 2006.

Lahoma, Oklahoma

Ray Sidwell, North Central Research Station, Oklahoma State University

Planted on 9/20/05 at 5 lbs/a in 8-in. rows

Harvested: 6/8/2006

Pesticides: Trifluralin 1 qt/a

Insecticides: Lorsban for aphid control in spring

Fertility: 26-68-0-21 lbs. N-P-K-S fertilizer in the fall
78-0-0 lbs. N-P-K fertilizer in the spring

Previous crop: Wheat

Soil Type: Grant silt loam

Elevation: 1236 ft

Latitude: 36°23N

Comments:

Adequate moisture at planting resulted in good fall stands. Dry conditions that followed reduced overall plant height. No green regrowth was observed.

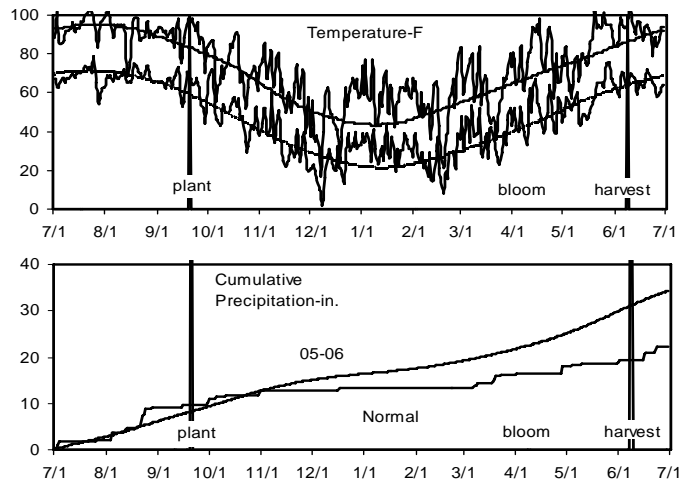


Table 24. Results from the 2006 National Winter Canola Variety Trial at Lahoma, Oklahoma.

Line	Yield			Winter Survival			Fall Stand	50% Bloom date	Maturity date	Plant Height in.	Lodging %	Shattering %	Test Weight lb/bu	Total Oil %
	2006	2yr	3yr	2006	2yr	3yr								
	lb/ac			%			0-10							
DSV 05103	1309	--	--	100	--	--	8.7	--	--	41 t	--	--	52.2	38.1
DSV 05100	1275	--	--	100	--	--	9.7	--	--	35 s	--	--	51.3	38.9
DSV 05101	1167	--	--	100	--	--	8.7	--	--	37	--	--	50.8	39.1
Wichita	1115	--	--	100	--	--	8.7	--	--	37	--	--	50.9	38.5
KS3254	1089	--	--	100	--	--	8.3	--	--	37	--	--	51.3	38.0
Baldur	1065	--	--	100	--	--	9.0	--	--	37	--	--	50.7	38.7
KS3074	1053	--	--	100	--	--	7.7	--	--	39 t	--	--	50.8	38.3
KS3068	1050	--	--	100	--	--	9.3	--	--	39 t	--	--	50.7	38.4
Abilene	1044	--	--	100	--	--	7.3	--	--	37	--	--	51.0	38.2
ARC97019	1029	--	--	99	--	--	9.7	--	--	39 t	--	--	49.1	37.5
KS2064	1016	--	--	100	--	--	7.0	--	--	42 t	--	--	51.3	38.3
KS9135	995	--	--	99	--	--	7.7	--	--	43 t	--	--	50.2	38.3
ARC97018	989	--	--	100	--	--	9.3	--	--	37	--	--	49.6	38.1
KS3018	979	--	--	100	--	--	8.0	--	--	39 t	--	--	48.3	37.3
Kronos	976	--	--	100	--	--	7.0	--	--	41 t	--	--	51.7	36.6
ARC98007	970	--	--	100	--	--	8.7	--	--	41 t	--	--	50.9	38.8
KS9124	965	--	--	100	--	--	8.3	--	--	35 s	--	--	49.8	37.8
KS2185	959	--	--	100	--	--	9.0	--	--	33 s	--	--	48.6	38.2
DKW13-86	907	--	--	97	--	--	8.0	--	--	35 s	--	--	51.9	38.0
KS3067	882	--	--	100	--	--	8.0	--	--	39 t	--	--	49.0	38.7
DSV 05104	878	--	--	100	--	--	8.0	--	--	40 t	--	--	51.3	39.2
ARC98015	868	--	--	100	--	--	9.0	--	--	39 t	--	--	51.2	37.9
DSV 05102	824	--	--	98	--	--	8.3	--	--	41 t	--	--	51.5	38.5
ARC2180-1	812	--	--	100	--	--	9.3	--	--	38	--	--	49.0	37.3
KS3350	804	--	--	100	--	--	9.0	--	--	35 s	--	--	47.6	36.9
Sumner	786	--	--	100	--	--	8.7	--	--	35 s	--	--	50.3	38.0
Jetton	782	--	--	100	--	--	7.7	--	--	33 s	--	--	49.7	38.0
Virginia	770	--	--	100	--	--	8.0	--	--	31 s	--	--	48.7	37.3
DKW13-62	764	--	--	95	--	--	8.3	--	--	39 t	--	--	50.5	37.4
Plainsman	755	--	--	100	--	--	7.7	--	--	38	--	--	51.0	36.9
KS7436	740	--	--	100	--	--	7.3	--	--	35 s	--	--	50.7	38.3
Casino	728	--	--	100	--	--	7.7	--	--	39 t	--	--	51.6	36.4
VSX-2	673	--	--	100	--	--	8.3	--	--	33 s	--	--	48.2	37.9
Rasmus	659	--	--	100	--	--	7.0	--	--	35 s	--	--	46.2	37.1
TCI Exp 983	590	--	--	98	--	--	8.7	--	--	31 s	--	--	49.9	41.0
Ceres	426	--	--	100	--	--	3.7	--	--	37	--	--	51.2	36.6
Mean	908	--	--	100	--	--	8.2	--	--	37	--	--	50.2	38.0
CV (%)	18	--	--	1.5	--	--	9.6	--	--	6.6	--	--	2.3	1.4
LSD (0.05)	273	--	--	NS	--	--	1.3	--	--	4	--	--	1.9	1.1

Bold - Superior LSD group - Differences among values in bold are not statistically significant at the 0.05 level. e - not statistically different from earliest, l - not different from latest; s - not different from shortest, t - not different from tallest.

Perkins, Oklahoma

Rick Matheson, Agronomy Research Station,
Oklahoma State University

Planted on 9/21/05 at 5 lbs/a in 8-in rows.

Harvested: 6/12/2006

Pesticides: Trifluralin 1.5 pt/a

Insecticides: None

Irrigation: None

Fertility: 121-38-38 lbs. N-P-K fertilizer

Previous crop: Wheat

Soil type: Tiller sandy loam

Elevation: 896 ft

Latitude: 35°58N

Comments:

Excellent moisture at planting resulted in good stand establishment. Minimal winter kill was observed. Prevailing drought conditions in the spring reduced yields. Green regrowth also affected yield potential.

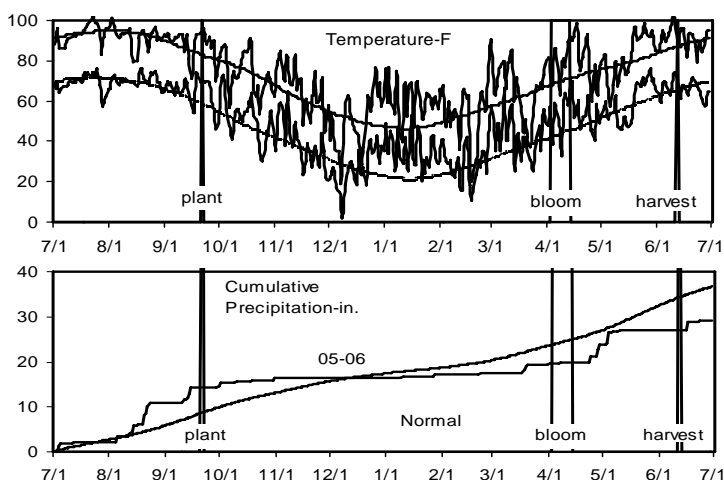


Table 25. Results from the 2006 National Winter Canola Variety Trial at Perkins, Oklahoma.

Line	Yield			Winter Survival			Fall Stand	50% Bloom date	Maturity date	Plant Height in.	**Regrowth %	Shattering %	Test Weight lb/bu	Total Oil %
	2006	2yr	3yr	2006	2yr	3yr								
	lb/ac			%			0-10							
ARC97019	442	--	--	99	--	--	9.0	4/9 l	--	37 t	35	--	46.3	33.6
ARC98015	377	--	--	100	--	--	9.0	4/9 l	--	40 t	42	--	46.8	35.6
KS3067	338	--	--	100	--	--	8.7	4/9 l	--	32 s	28	--	48.9	35.8
ARC2180-1	326	--	--	99	--	--	9.0	4/9 l	--	37 t	35	--	46.8	33.5
KS9135	292	--	--	100	--	--	8.0	4/11 l	--	37 t	27	--	42.9	33.8
ARC97018	287	--	--	93	--	--	8.0	4/9 l	--	35	53	--	45.4	34.2
KS3068	283	--	--	100	--	--	8.3	4/10 l	--	33 s	25	--	46.2	34.6
Wichita	283	--	--	98	--	--	9.3	4/7 e	--	31 s	22	--	42.1	33.5
DSV 05100	281	--	--	100	--	--	8.3	4/11 l	--	37 t	42	--	47.7	35.8
Jetton	275	--	--	100	--	--	8.7	4/7 e	--	33 s	27	--	44.6	33.2
ARC98007	271	--	--	100	--	--	8.7	4/10 l	--	36 t	33	--	40.6	31.8
KS7436	264	--	--	100	--	--	8.3	4/6 e	--	33 s	25	--	47.9	36.3
KS9124	252	--	--	100	--	--	8.0	4/12 l	--	36 t	43	--	40.4	32.7
KS2185	244	--	--	100	--	--	8.7	4/3 e	--	30 s	22	--	47.5	34.6
KS3254	229	--	--	99	--	--	7.7	4/12 l	--	35	47	--	47.2	34.3
Baldur	214	--	--	100	--	--	8.7	4/11 l	--	35	38	--	41.6	33.0
Virginia	212	--	--	100	--	--	8.3	4/9 l	--	33 s	47	--	46.1	34.3
KS3074	197	--	--	100	--	--	7.3	4/10 l	--	32 s	30	--	40.3	32.8
DKW13-62	190	--	--	93	--	--	8.7	4/13 l	--	37 t	50	--	46.8	34.9
Kronos	189	--	--	100	--	--	7.7	4/10 l	--	39 t	25	--	45.0	34.6
Casino	186	--	--	100	--	--	9.0	4/12 l	--	35	63	--	40.5	31.3
KS3018	185	--	--	100	--	--	8.7	4/6 e	--	30 s	17	--	38.7	31.1
Sumner	170	--	--	100	--	--	8.0	4/6 e	--	31 s	28	--	43.1	35.0
KS2064	170	--	--	100	--	--	8.0	4/6 e	--	35	27	--	45.3	32.8
DSV 05104	160	--	--	100	--	--	8.3	4/12 l	--	38 t	57	--	44.9	36.0
DSV 05102	160	--	--	99	--	--	8.7	4/13 l	--	39 t	57	--	44.2	33.8
V SX-2	160	--	--	98	--	--	8.3	4/10 l	--	33 s	43	--	42.7	33.1
DSV 05101	159	--	--	95	--	--	9.0	4/9 l	--	35	55	--	43.1	34.5
KS3350	157	--	--	100	--	--	7.7	4/9 l	--	33 s	43	--	42.6	33.5
DSV 05103	154	--	--	100	--	--	7.7	4/13 l	--	39 t	65	--	41.6	33.2
Abilene	145	--	--	100	--	--	7.3	4/5 e	--	33 s	27	--	46.6	34.0
TCI Exp 983	143	--	--	100	--	--	8.3	4/10 l	--	30 s	38	--	42.6	38.9
Rasmus	129	--	--	97	--	--	8.0	4/11 l	--	33 s	57	--	40.5	34.3
DKW13-86	120	--	--	93	--	--	8.3	4/9 l	--	33 s	30	--	39.6	33.2
Plainsman	111	--	--	100	--	--	6.3	4/8 e	--	35	37	--	37.6	33.3
Ceres	108	--	--	100	--	--	2.3	4/8 e	--	37 t	13	--	39.7	34.2
Mean	222	--	--	99	--	--	8.1	4/9	--	35	38	--	44.1	34.0
CV (%)	34	--	--	3	--	--	8.8	3	--	7	35	--	11.1	3.8
LSD (0.05)	128	--	--	5	--	--	1.2	5	--	4	21	--	NS	2.9

Bold - Superior LSD group - Differences among values in bold are not statistically significant at the 0.05 level. e - not statistically different from earliest, l - not different from latest; s - not different from shortest, t - not different from tallest. **Regrowth was rated as percentage of plants with new growth at harvest.

Tipton, Oklahoma

Rocky Thacker, Southwest Aronomy Research Station,
Oklahoma State University

Planted on 9/22/05 at 5 lbs/a in 8-in. rows

Harvested: 6/5/2006

Pesticides: Trifluralin 1 pt/a

Insecticides: Lorsban and Warrior

Fertility: 32-0-0-36 lbs. N-P-K-S fertilizer in the fall
90-23-0 lbs. N-P-K fertilizer in the spring

Previous crop: Wheat

Soil type: Tipton soil series

Elevation: 1274 ft

Latitude: 34°26N

Comments:

Moisture was adequate at planting and entries were able to establish. Extremely dry conditions prevailed through the remainder of the growing season. Green regrowth affected yields negatively.

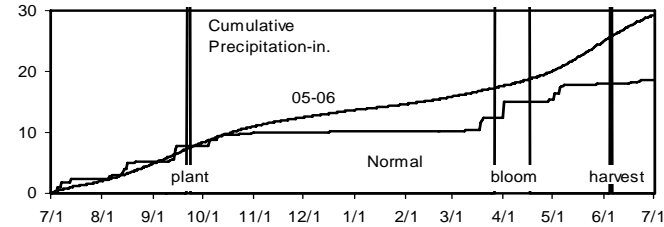
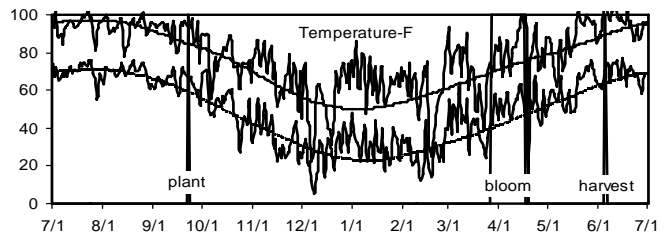


Table 26. Results from the 2006 National Winter Canola Variety Trial at Tipton, Oklahoma.

Line	Yield			Winter Survival			Fall Stand	50% Bloom date	Matur-ity date	Plant Height in.	Lodg-ing %	Shatter-ing %	Test Weight lb/bu	Total Oil %
	2006	2yr	3yr	2006	2yr	3yr								
	lb/ac			%			0-10							
ARC98007	280	--	--	88	--	--	9.3	4/3	--	39	--	--	41.7	32.2
KS3068	214	--	--	88	--	--	8.0	4/8	--	35	--	--	44.1	32.1
DSV 05102	199	--	--	87	--	--	7.7	4/8	--	37	--	--	44.0	30.3
ARC98015	194	--	--	88	--	--	8.0	4/7	--	39	--	--	40.6	31.3
DSV 05103	187	--	--	83	--	--	7.3	4/10	--	39	--	--	39.1	32.2
KS3074	182	--	--	87	--	--	8.3	4/7	--	37	--	--	41.5	30.5
KS3067	179	--	--	85	--	--	8.7	4/8	--	37	--	--	43.9	32.3
KS3018	172	--	--	80	--	--	8.3	3/27 e	--	36	--	--	40.3	32.2
DSV 05101	168	--	--	88	--	--	8.3	4/6	--	41	--	--	40.3	31.3
KS9124	166	--	--	82	--	--	7.7	4/12 l	--	37	--	--	45.8	34.1
Kronos	159	--	--	85	--	--	6.3	4/6	--	37	--	--	42.5	32.4
KS9135	151	--	--	88	--	--	8.3	4/7	--	36	--	--	38.0	31.8
ARC97019	150	--	--	88	--	--	8.7	4/5	--	39	--	--	41.8	32.3
Ceres	144	--	--	82	--	--	1.0	4/5	--	38	--	--	44.1	32.5
Sumner	141	--	--	83	--	--	6.7	4/1 e	--	36	--	--	37.7	32.1
DSV 05100	140	--	--	88	--	--	9.3	4/3	--	33	--	--	44.3	31.1
Virginia	130	--	--	85	--	--	7.7	4/3	--	41	--	--	34.8	29.8
KS2064	124	--	--	87	--	--	7.7	4/6	--	35	--	--	41.4	32.3
VSX-2	121	--	--	88	--	--	8.0	4/4	--	36	--	--	37.3	31.5
KS3254	117	--	--	87	--	--	7.3	4/14 l	--	35	--	--	45.3	31.7
Wichita	111	--	--	87	--	--	8.3	4/6	--	39	--	--	43.0	32.5
TCI Exp 983	104	--	--	90	--	--	8.7	4/1 e	--	36	--	--	46.8	32.4
Abilene	98	--	--	87	--	--	6.3	4/4	--	37	--	--	43.8	30.3
KS7436	90	--	--	85	--	--	7.0	4/4	--	38	--	--	33.1	32.0
KS2185	88	--	--	90	--	--	9.0	4/3	--	34	--	--	44.8	29.5
Baldur	85	--	--	83	--	--	7.7	4/6	--	39	--	--	35.7	34.5
Jetton	80	--	--	83	--	--	8.0	4/7	--	35	--	--	41.1	32.4
Rasmus	79	--	--	83	--	--	7.0	4/4	--	35	--	--	35.7	30.0
KS3350	69	--	--	88	--	--	8.3	4/4	--	36	--	--	36.2	33.2
ARC97018	65	--	--	87	--	--	8.3	4/6	--	34	--	--	--	31.4
ARC2180-1	62	--	--	88	--	--	9.0	4/6	--	35	--	--	30.9	31.5
DKW13-86	54	--	--	88	--	--	8.3	4/7	--	37	--	--	--	30.7
Casino	30	--	--	85	--	--	8.3	4/11 l	--	37	--	--	31.7	32.0
DKW13-62	30	--	--	80	--	--	8.0	4/15 l	--	37	--	--	--	31.8
Plainsman	12	--	--	88	--	--	7.3	4/16 l	--	37	--	--	--	31.1
DSV 05104	--	--	--	82	--	--	8.3	4/13 l	--	35	--	--	--	32.8
Mean	134	--	--	86	--	--	7.8	4/4	--	37	--	--	40.7	31.8
CV (%)	60	--	--	4	--	--	10.3	3	--	10	--	--	11.9	3.2
LSD (0.05)	NS	--	--	6	--	--	1.3	5	--	NS	--	--	NS	2.5

Bold - Superior LSD group - Differences among values in bold are not statistically significant at the 0.05 level. e - not statistically different from earliest, l - not different from latest; s - not different from shortest, t - not different from tallest

Chillicothe, Texas

David Bordovsky & Gregory Church, Agricultural Research and Extension Center, Texas A&M University

Planted on 9/19/05 at 5 lbs/a in 10-in. rows

Harvested: 6/6/2006

Pesticides: Treflan

Insecticides: Lorsban at 1 pt/a on 3/10/2006 and 4/19/2006

Irrigation: 2.75 inches on 12/12/2005 and 3/8/2006

Fertility: 60-0-0 lbs. N-P-K fertilizer in the fall

Previous crop: Fallow

Soil type: Abilene clay loam

Elevation: 1401 ft

Latitude: 34°11N

Comments:

Challenging year because of dry weather and multiple aphid pressures in the spring.

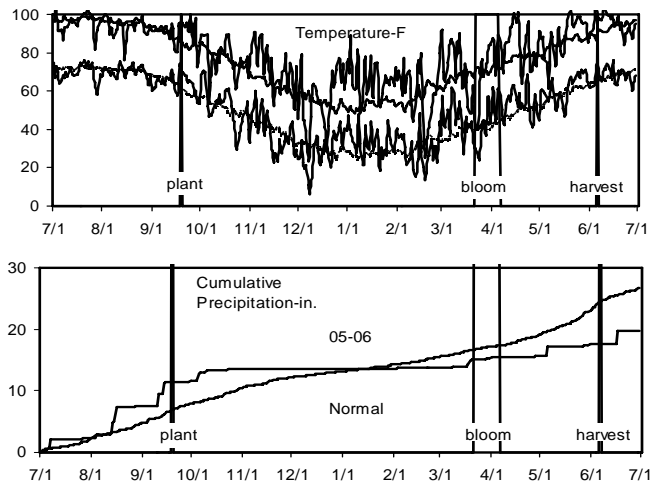


Table 27. Results from the 2006 National Winter Canola Variety Trial at Chillicothe, Texas.

Line	Yield			Winter Survival			Fall Stand	50% Bloom date	Maturity date	Plant Height in.	Lodging %	Shattering %	Test Weight lb/bu	Total Oil %
	2006	*2yr	3yr	2006	2yr	3yr								
	lb/ac			%			0-10							
KS7436	871	1340	1402	100	100	100	5.0	3/27	--	34 s	--	0.0	--	--
DSV 05103	784	--	--	100	--	--	5.7	4/3 l	--	42	--	0.0	--	--
ARC97019	760	--	--	100	--	--	6.3	4/1	--	43 t	--	1.0	--	--
ARC97018	729	--	--	100	--	--	6.7	3/22 e	--	43 t	--	6.0	--	--
KS3350	701	--	--	100	--	--	6.7	3/28	--	40 st	--	1.3	--	--
Virginia	696	1215	1263	100	100	100	7.0	3/28	--	37 s	--	0.0	--	--
DSV 05101	695	--	--	100	--	--	7.0	4/1	--	40 st	--	0.0	--	--
ARC98007	690	--	--	100	--	--	7.0	3/26	--	45 t	--	6.0	--	--
KS 3067	688	--	--	100	--	--	7.3	4/2 l	--	41 t	--	1.3	--	--
Sumner	682	1082	1472	100	100	100	6.7	3/27	--	34 s	--	4.3	--	--
VSX-2	671	1253	1608	100	100	99	7.3	3/29	--	38 s	--	2.7	--	--
Jetton	624	1265	1665	100	100	99	6.7	3/28	--	37 s	--	2.0	--	--
KS3068	620	--	--	100	--	--	7.7	4/2 l	--	40 st	--	1.7	--	--
Baldur	601	1194	--	100	100	--	6.7	3/26	--	44 t	--	10.0	--	--
DSV 05102	593	--	--	100	--	--	6.3	4/1	--	43 t	--	0.0	--	--
KS9135	577	1022	1341	100	100	100	6.7	4/2 l	--	39 s	--	3.3	--	--
KS2185	574	1361	--	100	100	--	6.3	3/27	--	35 s	--	1.0	--	--
ARC98015	559	--	--	100	--	--	7.3	3/30	--	46 t	--	4.3	--	--
KS3074	543	--	--	100	--	--	6.3	4/3 l	--	38 s	--	2.0	--	--
DKW13-62	538	1088	1020	100	100	94	7.0	4/5 l	--	43 t	--	0.3	--	--
DSV 05104	531	--	--	100	--	--	6.7	4/3 l	--	42 t	--	0.0	--	--
Kronos	530	1166	--	100	100	--	4.7	4/2 l	--	42 t	--	3.3	--	--
TCI 983	528	--	--	100	--	--	7.7	3/22 e	--	38 s	--	0.3	--	--
DKW13-86	501	1198	1278	100	100	99	7.0	3/31	--	37 s	--	1.7	--	--
ARC2180-1	486	--	--	100	--	--	7.3	3/28	--	41 t	--	3.0	--	--
KS2064	486	1076	--	100	100	--	7.0	4/1	--	40 st	--	6.7	--	--
KS3018	479	--	--	100	--	--	7.0	3/29	--	35 s	--	1.3	--	--
KS3254	472	--	--	100	--	--	6.3	4/3 l	--	40 st	--	2.0	--	--
Wichita	466	1265	1378	100	100	100	7.0	4/1	--	38 s	--	1.0	--	--
KS9124	449	1129	1225	100	100	100	6.7	4/2 l	--	41 t	--	1.7	--	--
Rasmus	415	1052	1154	100	100	98	6.3	3/26	--	37 s	--	3.0	--	--
Ceres	411	852	970	100	100	99	2.3	4/1	--	36 s	--	0.3	--	--
DSV 05100	370	--	--	100	--	--	6.3	3/29	--	43 t	--	0.0	--	--
Plainsman	353	835	982	100	100	99	6.3	4/5 l	--	39 s	--	0.3	--	--
Abilene	344	982	1036	100	100	99	5.7	4/1	--	36 s	--	2.3	--	--
Casino	299	--	609	100	--	100	6.3	4/4 l	--	39 s	--	1.3	--	--
Mean	564	1078	1114	100	100	98	6.5	3/30	--	40 st	--	2.0	--	--
CV (%)	25	--	--	--	--	--	10.9	2	--	9	--	103	--	--
LSD (0.05)	232	--	--	--	--	--	1.2	3	--	6	--	3.5	--	--

Bold - Superior LSD group - Differences among values in bold are not statistically significant at the 0.05 level. e - not statistically different from earliest, l - not different from latest; s - not different from shortest, t - not different from tallest. *2yr means include data from 2005 and 2006, 3yr means include data from 2004, 2005, and 2006.

Lingle, Wyoming

James Krall & Jerry Nachtman, University of Wyoming

Planted on 8/24/05 at 5 lbs/a in 14-in rows.

Harvested: 7/14/2006

Pesticides: Trifluralin

Insecticides: None

Irrigation: Lateral sprinkler

Fertility: 50-30-0-20 lbs. N-P-K-S fertilizer in the fall

Previous crop: Winter wheat

Soil type: Abilene clay loam

Elevation: 4180 ft

Latitude: 42°7N

Comments:

No lodging, shattering, or bird damage observed.

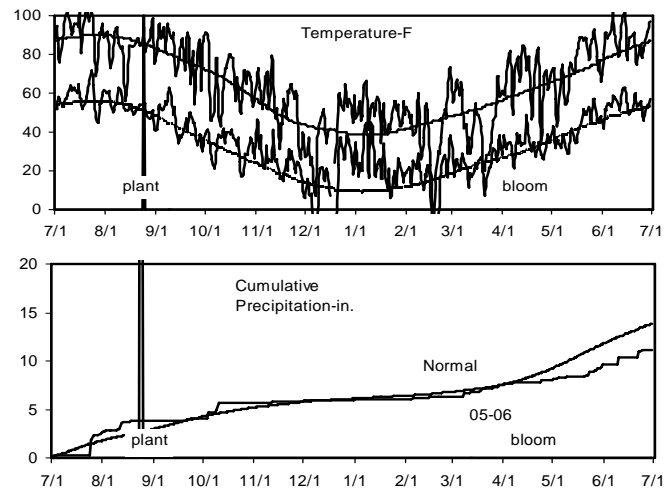


Table 28. Results from the 2006 National Winter Canola Variety Trial at Lingle, Wyoming.

Line	Yield			Winter Survival			Fall Stand	50% Bloom date	Matur-ity date	Plant Height in.	Lodg-ing %	Shatter-ing %	Test Weight lb/bu	Total Oil %
	2006	*2yr	3yr	2006	2yr	3yr								
	lb/ac			%			0-10							
DSV 05102	2029	--	--	94	--	--	7.7	--	--	--	--	--	--	40.6
KS3254	1990	--	--	99	--	--	8.1	--	--	--	--	--	--	42.2
ARC97018	1915	--	--	99	--	--	9.0	--	--	--	--	--	--	40.9
KS9135	1881	1459	1503	99	100	94	9.0	--	--	--	--	--	--	39.6
KS3068	1798	--	--	98	--	--	8.5	--	--	--	--	--	--	39.3
KS3074	1790	--	--	100	--	--	7.5	--	--	--	--	--	--	40.2
ARC2180-1	1755	1205	--	99	99	--	8.3	--	--	--	--	--	--	39.2
Baldur	1754	1329	--	99	100	--	8.5	--	--	--	--	--	--	41.5
Virginia	1751	1220	1233	99	100	93	7.6	--	--	--	--	--	--	39.3
Abilene	1695	1254	1152	99	100	77	6.2	--	--	--	--	--	--	38.7
DSV 05100	1626	--	--	99	--	--	9.3	--	--	--	--	--	--	40.3
Kronos	1588	1284	1317	99	100	99	5.7	--	--	--	--	--	--	40.6
Casino	1583	1283	958	98	99	75	7.5	--	--	--	--	--	--	40.1
Jetton	1562	1074	1032	97	99	93	7.3	--	--	--	--	--	--	40.3
KS9124	1557	1285	1262	99	99	94	8.2	--	--	--	--	--	--	40.7
Wichita	1489	1166	1237	100	100	97	6.8	--	--	--	--	--	--	39.2
Rasmus	1485	1164	999	98	99	74	7.2	--	--	--	--	--	--	38.9
KS2064	1479	--	--	97	--	--	7.3	--	--	--	--	--	--	40.8
ARC98007	1460	--	--	93	--	--	9.3	--	--	--	--	--	--	41.2
KS3018	1458	1157	--	95	97	--	8.7	--	--	--	--	--	--	36.9
KS3067	1435	--	--	100	--	--	8.3	--	--	--	--	--	--	40.1
DSV 05103	1391	--	--	93	--	--	7.5	--	--	--	--	--	--	38.9
Sumner	1350	1082	957	100	100	84	7.7	--	--	--	--	--	--	39.4
V SX-2	1298	984	744	99	100	89	8.1	--	--	--	--	--	--	40.8
ARC97019	1266	--	--	98	--	--	8.5	--	--	--	--	--	--	40.0
DSV 05101	1248	--	--	96	--	--	8.9	--	--	--	--	--	--	40.6
TCI Exp 983	1197	--	--	99	--	--	8.7	--	--	--	--	--	--	43.7
KS7436	1192	1066	1041	92	89	88	5.5	--	--	--	--	--	--	40.2
Plainsman	1183	1084	1005	99	86	79	6.5	--	--	--	--	--	--	36.4
KS3350	1175	--	--	100	--	--	7.0	--	--	--	--	--	--	38.1
KS2185	1146	--	--	98	--	--	7.5	--	--	--	--	--	--	38.7
Ceres	1094	1148	950	100	76	64	2.0	--	--	--	--	--	--	39.0
ARC98015	1059	--	--	97	--	--	9.3	--	--	--	--	--	--	39.8
DSV 05104	811	--	--	93	--	--	8.4	--	--	--	--	--	--	40.2
Mean	1485	1155	1086	98	88	83	7.7	--	--	--	--	--	--	39.9
CV (%)	26	--	--	3	--	--	18.1	--	--	--	--	--	--	3.0
LSD (0.05)	628	--	--	5	--	--	2.3	--	--	--	--	--	--	2.4

Bold - Superior LSD group - Differences among values in bold are not statistically significant at the 0.05 level. e - not statistically different from earliest, l - not different from latest; s - not different from shortest, t - not different from tallest. *2yr means include data from 2005 and 2006, 3yr means include data from 2004, 2005, and 2006. 2004 data from Torrington, WY.

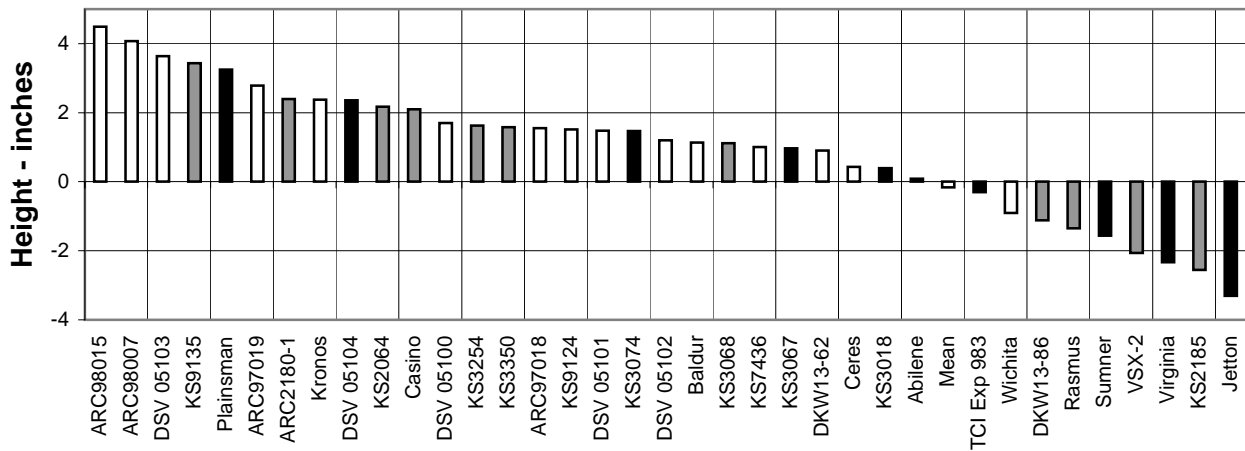
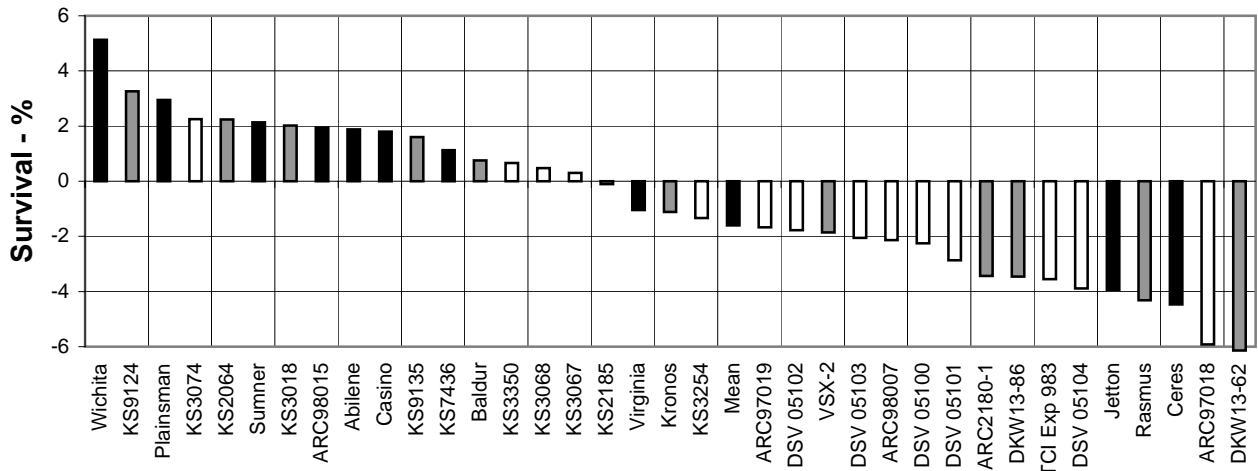
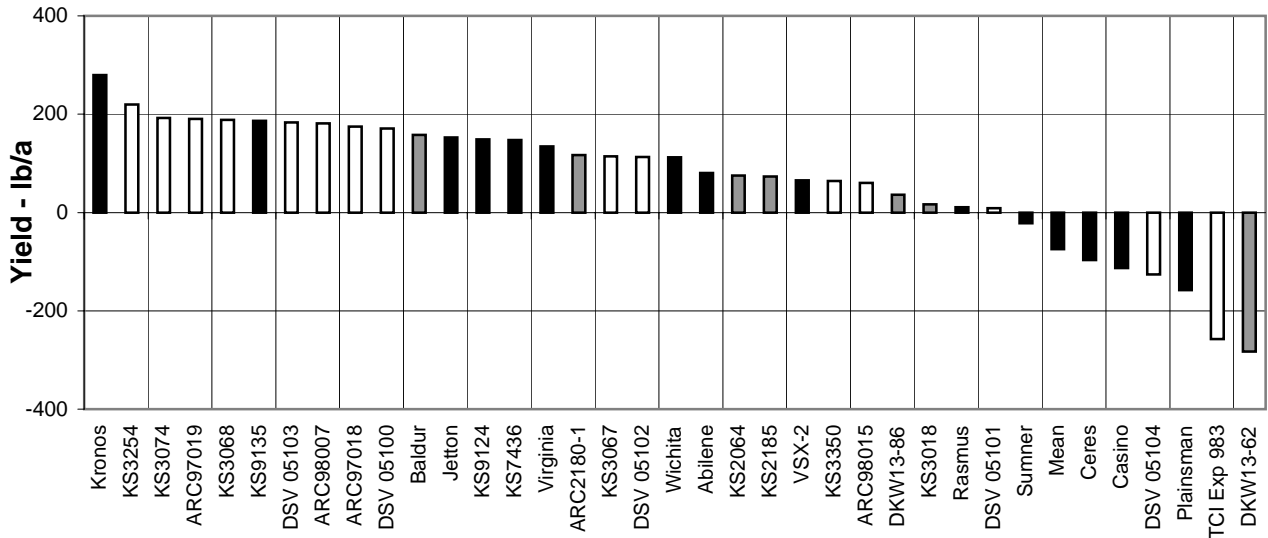
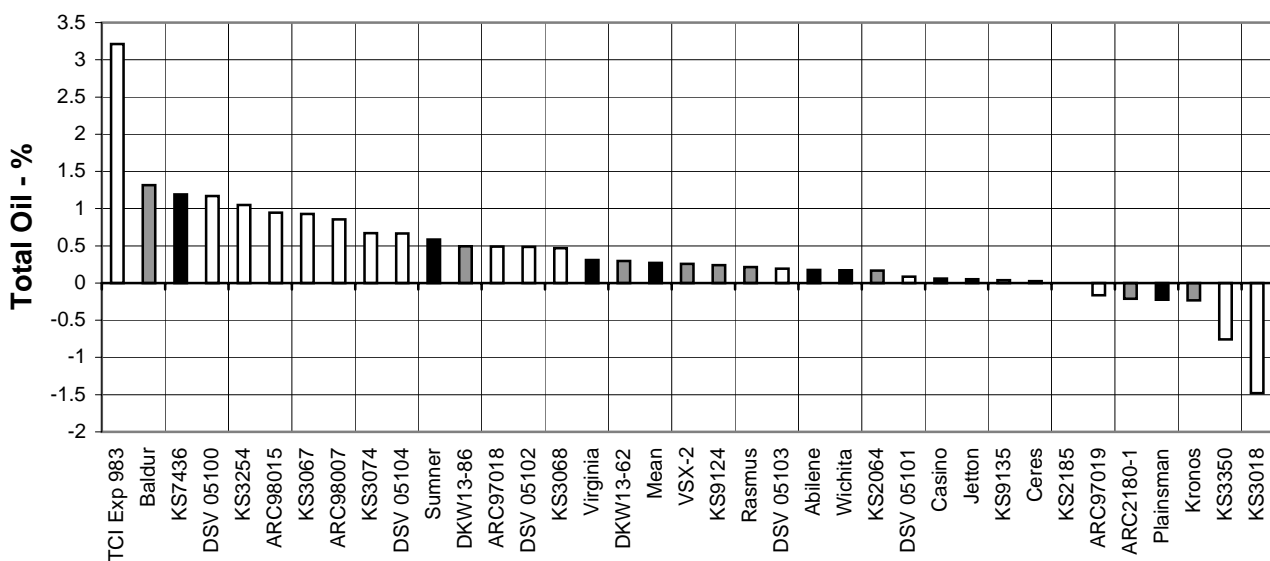
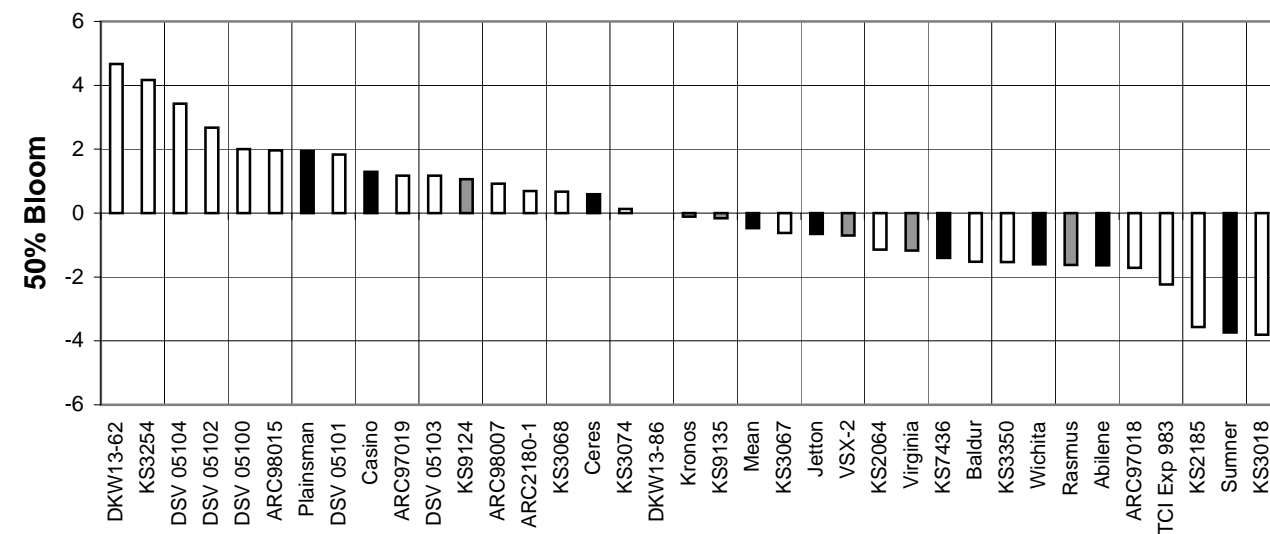


Figure 3. Great Plains Winter Canola Summary, 1996-2006.



Note: Values are averages of the differences between each cultivar and the mean of Ceres, Jetton, Plainsman, and Wichita for yield (lbs/a), winter survival (%), height (inches), and 50% bloom date (days). The number of observations for each trait is represented by the different color of the bars (as shown at right).




Figure 3. Great Plains Winter Canola Summary, 1996-2006 (continued).

Table 29. Sources of Seed for Entries in the National Winter Canola Variety Trial

Seed Source			Blackleg Rating ³			Seed Source			Blackleg Rating ³		
Entry	Type ¹	Herbicide ² Tolerance	2006	2yr	3yr	Entry	Type ¹	Herbicide ² Tolerance	2006	2yr	3yr
Deutsche Saatveredelung AG (DSV) Lippstadt, Germany						Svalöv Weibull S-268 81 Svalöv Sweden					
DSV 05100	H	---	---	---	---	Casino	OP	---	---	---	30
DSV 05101	H	---	---	---	---	Technology Crops International P.O. Box 11925 Winston-Salem, NC 27116					
DSV 05102	H	---	---	---	---	TCI Exp 983 OP --- --- ---					
DSV 05103	H	---	---	---	---	University of Arkansas Department of Crop, Soil, & Environmental Science Fayetteville, AR 72701					
DSV 05104	H	---	---	---	---	ARC2180-1	OP	---	---	13	---
Kansas State University Throckmorton Plant Sciences Center Manhattan, KS 66506-5501						ARC98007 OP --- --- ---					
Abilene	OP	---	---	12	13	ARC97018	OP	---	---	---	---
KS2064	OP	---	---	20	---	ARC98015	OP	---	---	---	---
KS2185	OP	---	---	43	---	ARC97019	OP	---	---	---	---
KS3018	OP	---	---	43	---	Virginia State University Agricultural Experiment Station Petersburg, VA 23806					
KS7436	OP	---	---	17	15	Virginia	OP	---	---	10	13
KS9124	OP	---	---	18	---	VSX-2	OP	---	---	12	---
KS9135	OP	---	---	13	---						
KS3067	OP	---	---	---	---						
KS3068	OP	---	---	---	---						
KS3074	OP	---	---	---	---						
KS3254	OP	---	---	---	---						
KS3350	OP	---	---	---	---						
Plainsman	OP	---	---	17	22						
Sumner	OP	SU	---	10	---						
Wichita	OP	---	---	14	12						
Monsanto 800 North Lindberg Bvd. St. Louis, MO 63167											
DKW13-62	OP	RR	---	---	---						
DKW13-86	OP	RR	---	---	---						
Norddeutsche Pflanzenzucht (NPZ) Hans-Georg Lembke KG Hohenlieth Germany D-24363 Holtsee											
Baldur	H	---	---	10	---						
Ceres	OP	---	---	19	13						
Jetton	OP	---	---	12	12						
Kronos	H	---	---	20	---						
Rasmus	OP	---	---	19	---						

¹ OP = open pollinated, H = hybrid.

² SU = sulfonylurea, RR = glyphosate

³ Blackleg rated as total percentage of plants killed by blackleg or having basal stem canker. Data collected at Griffin, GA by D.V. Phillips and D. Spradlin. Nurseries were located on or adjacent to fields infected with Phoma blackleg the previous season. 2yr means include data from 2004 and 2005; 3yr means include data from 2003, 2004, and 2005.

Senior Authors

Michael Stamm, Dept. of Agronomy, Kansas State University, Manhattan
& Oklahoma State University, Stillwater
Cynthia La Barge, Dept. of Agronomy, Kansas State University, Manhattan

Other Contributors

Robert Aiken, KSU Northwest Research-Extension Center, Colby
Richard Auld, Texas Tech University, Lubbock
Robert Bacon & Jim Kelly, University of Arkansas, Fayetteville
Brian Baldwin, Mississippi State University, Mississippi State
David Baltensperger & Glen Frickel, University of Nebraska, Scottsbluff
Brent Bean, Texas A&M University, West Amarillo
Abdel Berrada, Colorado State University, Rocky Ford
Harbans Bhardwaj, Virginia State University, Petersburg
David Bordovsky & Gregory Church, Texas A&M University, Chillicothe
Brian Caldbeck, Miles Enterprises, Russellville
Ernst Ceibert, Alabama A&M University, Normal
Shawn Conley & Ellsworth Christmas, Purdue University, West Lafayette
Russell Freed, Michigan State University, East Lansing
William Heer & Victor Martin, KSU South Central Experiment Field, Hutchinson
Don Hooper, Oklahoma State University, Chickasha
Duane Johnson, Montana State University, Kalispell
Jerry Johnson, Colorado State University, Ft. Collins
Rick Kochenower, Oklahoma State University, Goodwell
James Krall & Jerry Nachtman, University of Wyoming, Lingle
John Lamle, Gene McVey, & Van Schuermann, Johnston Seed Company, Enid
Kevin Larson, Colorado State University, Walsh
Edwin Lentz, The Ohio State University, Findlay
James Long & Kelly Kusel, KSU Southeast Agricultural Research Center, Parsons
Howard Mason, University of Missouri, Columbia
Rick Matheson, Oklahoma State University, Perkins
Kent McKay, North Dakota State University, Minot
Lenis Nelson, University of Nebraska, Lincoln
Calvin Pearson, Colorado State University, Fruita
Paul Porter & Dave LeGare, University of Minnesota, St. Paul
Charlie Rife, Blue Sun Biodiesel, Torrington
Greg Roth & Mary Carol Frier, Pennsylvania State University, State College
Paul Rose, University of Georgia, Griffin
Mark Stack, Colorado State University, Yellowjacket
Ray Sidwell, Oklahoma State University, Lahoma
Michael Schmidt & Jim Klein, Southern Illinois University, Carbondale
David Starner, Virginia Tech University, Orange
Rocky Thacker, Oklahoma State University, Tipton
Kim Tungate & Amber Moore, North Carolina State University, Raleigh
Merle Witt, KSU Southwest Research-Extension Center, Garden City

Contents of this publication may be freely reproduced for educational purposes. All other rights reserved. In each case, give credit to the author(s), name of the work, Kansas State University, and the date the work was published.

**This Report of Progress was edited, designed, and printed by the Department of Communications
at Kansas State University**

Kansas State University Agricultural Experiment Station and Cooperative Extension Service, Manhattan 66506

SRP 973

April 2007

Kansas State University Agricultural Experiment Station and Cooperative Extension Service is an equal opportunity provider and employer.
These materials may be available in alternative formats.

950